

Keor HPE

THREE-PHASE UPS

From 60 to 500 kW



GLOBAL SPECIALIST IN ELECTRICAL
AND DIGITAL BUILDING INFRASTRUCTURES



Keor HPE

THREE-PHASE UPS

Keor HPE UPS are high efficiency Online Double Conversion UPSs with latest generation 3-level IGBT technology. They supply a rated power of 60-80-100-125-160-200-300-400-500 kVA and can be connected in parallel and have N + X redundancy up to a maximum of 6 units.

Keor HPE is the ideal solution for medium and large power critical applications (tertiary, hospital, industry, transport) where continuity of service, high quality power supply and reduced consumption are required.



New aesthetics

The refinement of the design and the careful choice of materials reflect the performance and reliability characteristics of the **Keor HPE** family. The new door with white panel, the new touch screen displays and the hexagonal motif, also reflected in the ventilation grids enrich the product, combining technology and design.



Smart Display

The new **Keor HPE** are equipped with smart, interactive, simple and intuitive displays, thanks to which it is possible to view the operating parameters of the UPS, selecting the preferred language. The displays are supplied in 2 different versions: 7 inch LCD for 60 –160 kW models 10 inch LED for 200 –500 kW models.

Keor HPE



High efficiency and low TCO

Keor HPE is designed to reduce losses and lower management costs. The high yields (certified by external laboratories) guarantee low operating costs. Transformer-free technology and configurations with internal batteries facilitate installation and optimise space in technical rooms.

Greater power density

The 60 and 80 kW models have optimised dimensions in a volume of 0.78 m³.

Power factor

The modern power circuit architecture allows for load supply with maximum active power.

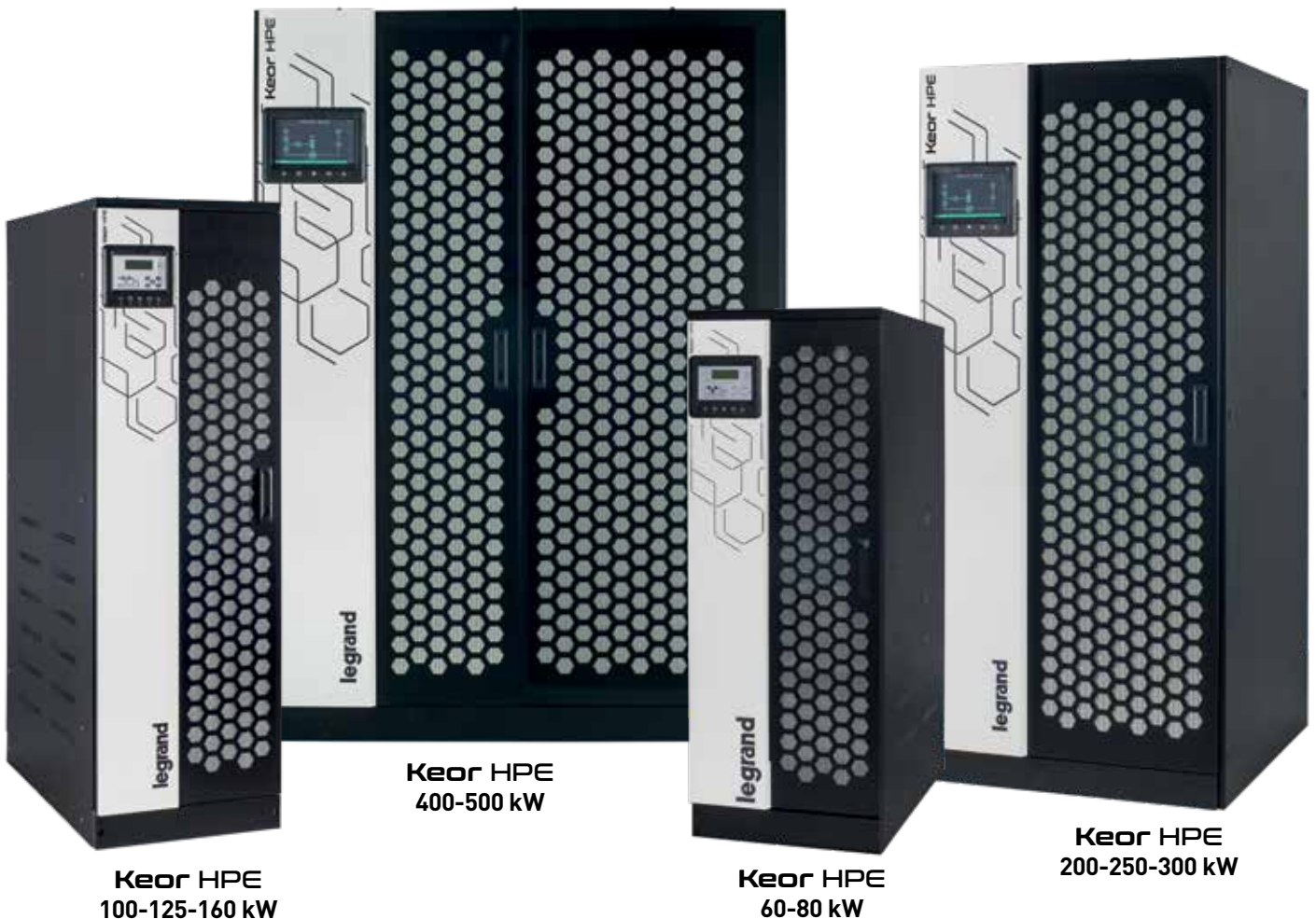
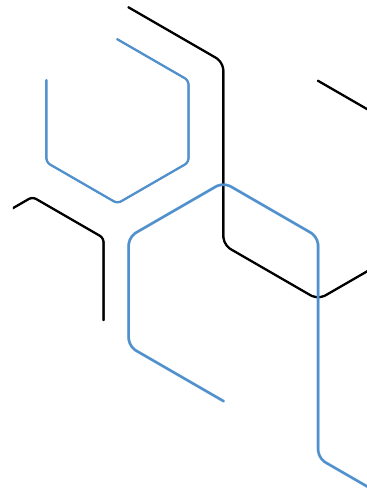


Front internal access

The **Keor HPE** UPS was designed to be installed and maintained from the front. All the protection switches and communication ports are located on the front of the UPS. A practical internal door also allows you to reach the parts installed on the bottom of the UPS, in order to have maximum access to all the components. The simplicity of access to all parts subject to maintenance, significantly reduces **MTTR**, that is the **average machine repair time**.

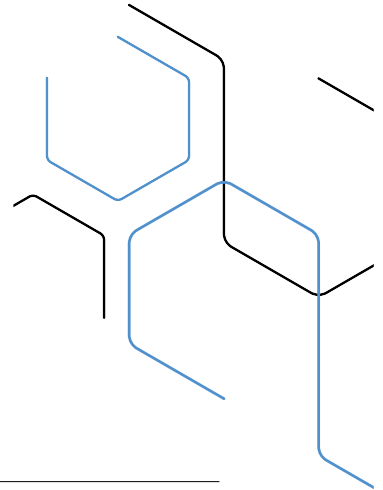
Internal batteries

The 60 and 80 kW versions can contain up to 180 batteries, allowing standard levels of autonomy without relying on external batteries.



NOTE: front internal access is not possible in the 2 60 and 80 kW compact models.

Keor HPE



Parallel capacity

Up to 6 units can be connected in parallel, achieving maximum 3 MW power.

Redundancy

The possibility of connecting up to 6 UPSs in parallel allows for maximum service continuity and system safety.



Back feed detection

All units have contacts to activate voltage back feed protection.

Insulation transformers

Available for the entire **Keor HPE** family, as optional external accessories.

OPTIMAL BATTERY MANAGEMENT

Keor HPE includes advanced battery charging and management functions, which guarantee the best performance and maximum operating life.

Intermittent charging

with adjustable cycle (27-3 standard), to extend the effective life and obtain maximum energy savings.

Automatic current charging

regulation with load power priority, to quickly charge batteries for long autonomies.

Voltage charge

compensation according to temperature, to avoid excessive charges and overheating. Temperature probe included in all units.



Keor HPE 60-80-100-125-160-200-250-300-400-500

Conventional UPS - Online three-phase double conversion VFI



Characteristics

- Power from 60 to 500 kVA
- Three-phase UPS
- IGBT rectifier
- High efficiency
- Digital signal processor (DSP)
- High input power factor (PFC) value
- High output power factor value
- Battery charging with temperature compensation
- Low input and output harmonic distortion values (THD)
- Compatibility with power supply units
- Parallel capacity up to 6 units
- Communication ports
- Optimised cooling system

Model	UPS (with internally installable batteries)				
	Apparent power (kVA)	Active power (kW)	Autonomy (min.)	Dimensions H x W x D (mm)	Net weight (kg)
9 605 66	60	60	up to 16	1500 x 560 x 940	250
9 605 68	80	80	up to 11	1500 x 560 x 940	300

	UPS (without batteries)				
	Apparent power (kVA)	Active power (kW)	Autonomy (min.)	Dimensions H x W x D (mm)	Net weight (kg)
9 605 65	60	60	-	1500 x 560 x 940	250
9 605 67	80	80	-	1500 x 560 x 940	300
9 605 69	100	100	-	1800 x 560 x 940	320
9 605 70	125	125	-	1800 x 560 x 940	360
9 605 71	160	160	-	1800 x 560 x 940	380
9 605 72	200	200	-	1975 x 850 x 953	720
9 535 00	250	250	-	1975 x 850 x 953	850
9 535 01	300	300	-	1975 x 850 x 953	900
9 535 02	400	400	-	1978 x 1430 x 970	1080
9 535 03	500	500	-	1978 x 1430 x 970	1250

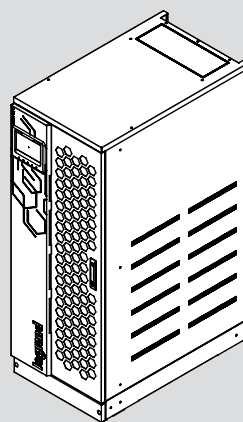
Accessories

- 9 535 16 Parallel board kit
- 9 535 17 RS-485 ModBus interface
- Synchronisation kit on two UPS *
- (1) Synchronisation kit on two UPS units in parallel*
- Insulation transformer
- 7" touch screen display (for Keor HPE 60-160)

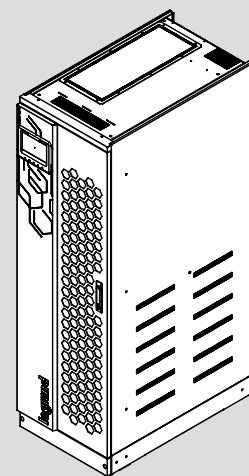
(1) Options to be defined at order.

* to create two synchronous but independent power lines (typical in Tier III, IV systems)

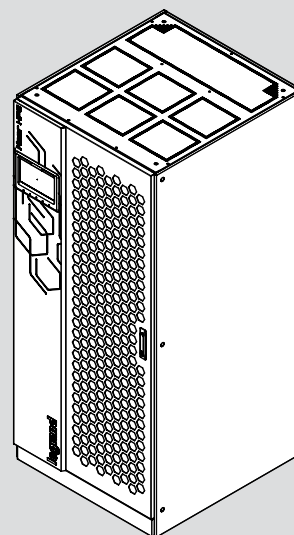
Keor HPE 60-80 kW



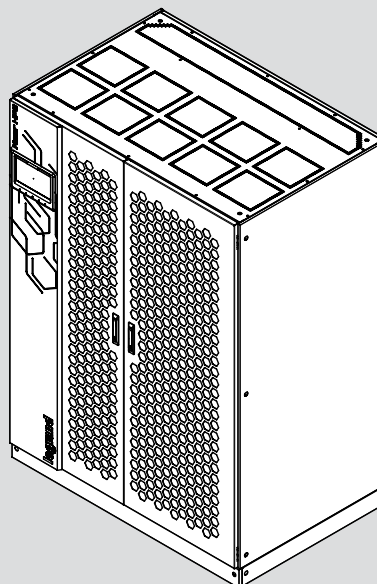
Keor HPE 100-125-160 kW



Keor HPE 200-250-300 kW



Keor HPE 400-500 kW



NOTE: the stated back-up times in minutes are estimated and may vary according to the load characteristics, operating conditions and environment.

Keor HPE 60-80-100-125-160-200-250-300-400-500

Conventional UPS - Online three-phase double conversion VFI

Characteristics

General specifications	60	80	100	125	160	200	250	300	400	500
Apparent power (kVA)	60	80	100	125	160	200	250	300	400	500
Active power (kW)	60	80	100	125	160	200	250	300	400	500
Technology	On-Line Double Conversion VFI-SS-111									
Waveform	Sinusoidal									
UPS architecture	Conventional UPS with parallel capacity up to 6 units									
Input										
Input voltage	380-400-415 V 3Ph+N									
Input frequency	50-60 Hz (45-65Hz)									
Input voltage range	400 V -20% / + 15%									
THD Input Current	< 3%									
Compatibility with power supply units	Configurable to achieve synchronism between the input and output frequencies also for larger frequency ranges									
Input power factor	> 0.99									
Output										
Output voltage	380, 400, 415 V 3Ph+N									
Efficiency	Up to 96%					Up to 96.4%				
Output frequency (apparent)	50 /60 Hz									
Crest factor	3:1									
THD Output Voltage	<1% (with linear load), <5% (with non-linear load)									
Output voltage tolerance	± 1% (with balanced load)									
Overload capacity	10 minutes at 125%, 30 seconds at 150% 0.1 seconds >150%					10 minutes at 110%, 5 minutes at 125%, 30 seconds at 150%, 0.1seconds >150%				
Efficiency in Eco Mode	> 98%									
Bypass	Automatic and maintenance bypass									
Batteries										
Internal battery autonomy (min.)	12	11	-	-	-	-	-	-	-	-
Autonomy expansion	Yes with additional battery cabinets									
Battery series type/voltage	VRLA - AGM Lead-acid, sealed, maintenance-free									
Battery test	Automatic or manual									
Battery charger	IU (DIN41773)									
Communication and management										
LCD display	LCD and LED display for real-time monitoring of the UPS status 4 buttons for menu navigation (7" touch display optional)					10" touch-screen display to monitor UPS status in real-time				
Communication ports	relay contact board, RS232, USB, Net Interface Slot (Optional: Mod-Bus RS485, SNMP-Ethernet)									
Alarms and signals	Configurable acoustic alarms and signals									
Emergency Power Off (EPO)	yes									
Remote management	available									
Battery temperature probe	yes									
Mechanical Features										
Dimensions (H x L x D) (mm)	1500 x 560 x 940		1800 x 560 x 940			1975 x 850 x 966			1978 x 1430 x 970	
Net weight (kg)	250	300	320	360	380	720	850	900	1080	1250
Ambient Conditions										
Operating temperature (°C)	0 - 40									
Relative humidity (%)	< 95% non condensing									
Protection rating	IP20									
Noise at 1 mt from the unit (dBA)	< 60					< 65			< 72dB	
Conformity										
Certifications	EN 62040-1, EN 62040-2, EN 62040-3									

CUSTOMER SERVICES



Reliable

Directly present in more than 70 countries and servicing its products in more than 150 countries worldwide, a team of qualified engineers is available to support your UPS system to ensure power quality and availability to the most critical loads.

Excellent

Legrand's competitive edge lies in its ability to provide high value-added UPS systems and services for both end users and business partners. For Legrand, creating value means coming up with solutions for lower energy consumption, but also integrating product design into the overall development process. With around 200 000 catalogue items, the Group also provides all products required for electrical and digital building installations, particularly as integrated systems, finding solutions to fit everyone's needs.

Tailor-made

Legrand offers a complete range of specific solutions and services to meet customer requirements:

- Technical pre-sales support at the project design stage
- Factory acceptance test
- Supervision of installation, testing and commissioning, site acceptance test
- Operator training
- Site audit
- Warranty extension
- Annual maintenance contract
- Fast intervention on emergency call

CUSTOMER SERVICES

SUPPORT



SITE INSPECTION, INSTALLATION SUPERVISION.

We perform a comprehensive check of the UPS environment to ensure safety and fault-free operation. Our technical experts give manufacturer's recommendations to the site engineer or electrical contractors, and supervise the UPS installation before load power-up.

SITE TEST, COMMISSIONING.

Our Service Engineers conduct rigorous site tests and full setting-up of the UPS system before going live. They also perform site acceptance tests according to your requirements. Commissioning operations for all UPS are carried out by qualified engineers to guarantee seamless start-up. After the final handing over of the UPS system, a Test and Commissioning report is delivered to you.

TRAINING



We offer on-site training to ensure your equipment's safe and efficient operation.

Troubleshooting courses are also available in our plants for intensive hands-on practice on UPS training equipment.

MAINTENANCE



PREVENTIVE MAINTENANCE

Electronic equipment and power systems, such as UPS, contain life-limited components and parts that must be replaced according to the manufacturer's specifications.

To ensure optimal performance and to protect your critical application from potential downtime, it is crucial to perform

preventive maintenance operations on a regular basis and replace parts when needed. Our Service Contracts include cleaning, IR thermography, measurements, functional tests, event log and power quality analysis, battery health check, hardware and software upgrades, and technical reports. A Preventive Maintenance Plan is one of the most cost-effective actions that can preserve your initial investment and ensure your business continuity.

CORRECTIVE MAINTENANCE, EMERGENCY CALL

In the event of an Emergency Call, our worldwide service network, with engineers and spare-parts stocks strategically located as close as possible to your site, guarantees a fast intervention time with 24/7/365 assistance.

After connecting his laptop to your UPS, very powerful diagnostic software helps our engineer to identify the fault, thus ensuring short MTTR (Mean Time To Repair).

Corrective actions are performed such as part replacement, adjustments and upgrades to return the UPS system back to normal operation.



FOLLOW US
ALSO ON

@ www.ups.legrand.com



**World Headquarters and
International Department**
87045 Limoges Cedex - France
☎ : + 33 (0) 5 55 06 87 87
Fax : + 33 (0) 5 55 06 74 55