

Mosaic, the new generation



MOSAIC WIRING ACCESSORIES

 **legrand**[®]



QUALITY AND DESIGN MADE IN FRANCE AND IN THE EUROPEAN UNION

45 YEARS OF SUCCESS	P. 2
MODULARITY & CERTIFICATION	P. 4
FUNCTIONS.....	P. 6
CATALOGUE PAGES	P. 10

CONTENTS

45 years of success, 3 generations for a timeless range

Buoyed by the success of its unique concept (support frame + mechanism + plate) the Mosaic range has been able to combine the need for new functions with the requirements of the standards concerning electrical installations in residential and commercial buildings (private or public), with its unshowy, clean aesthetics



1971

Created by Legrand, the first generation of the Mosaic range has just been produced.

The beginning of a long history for what would become a standard in the world of electrical wiring accessories.



1995

For its second generation, Legrand updated the look of Mosaic with a softly rounded plate to be combined with new functions, adding an aesthetic dimension.



2016


For Mosaic's 45th anniversary, Legrand is innovating and offering new functions which can adapt to market constraints.

Stylish appearance and high-quality finish, new functions, made in France and other European countries - all these features make Mosaic an outstanding product.


Mosaic, simplicity and modularity for a high quality range

Simplicity & quality

Multiple possible combinations which can be used in any configuration.



PRODUCTS MADE IN FRANCE & THE EUROPEAN UNION



Support frames, mechanisms and plates are manufactured in France and the European Union.

Modularity & compatibility

The multiple mechanism combinations possible with Mosaic plates make them suitable for use in any configuration imposed by buildings.

FOR 1 GANG BOX



1-module plate



2-module plate




3-module plate (white finish only)

FOR 2 GANG BOX



3-module plate




2x2-module plate - Horizontal mounting




5-module plate
Vertical mounting

SPECIAL PLATES FOR BRITISH STANDARD SOCKETS OUTLETS

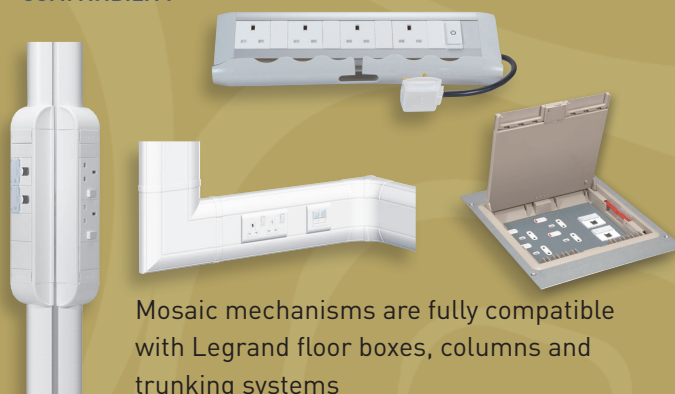


For 1 gang switched socket



For 2 gang switched socket

COMPATIBILITY



Mosaic mechanisms are fully compatible with Legrand floor boxes, columns and trunking systems

Mosaic, a rich offer of functions


Mosaic enhances buildings with the performance of a true specialist product. With a rich offer of functions, Mosaic range is suitable for the most common applications and the most sophisticated, such as access control readers and equipment for healthcare buildings

Standard functions


CONTROL




1-way switch



2-way push button



2-way switch



Roller blind switches

ENERGY SAVING



Automatic switch




Dimmer 3-wire - 1000 W



Dimmer 2-wire


CONNECTION



2P+E British standard socket outlet



2P+E US standard socket outlet



2P+E British standard switched socket outlet

COMMUNICATION & DATA



Single TV socket



TV/RD/SAT socket



Telephone socket



RJ45 data socket




USB socket

Innovative dedicated functions

DEDICATED FUNCTIONS




Illuminated sign



Ventilation control



Illuminated obstacle indicator



Bulkhead light



Emergency stop mushroom head push-button




Audio/video socket

ANTIMICROBIAL RANGE




1-way switch antimicrobial




2-way switch antimicrobial



Access control.
Fingerprint reader



Shaver socket



2P+E British standard socket outlet, antimicrobial



2P+E US standard socket outlet, antimicrobial



CONTROL & ENERGY SAVING	P. 10
DEDICATED FUNCTIONS	P. 12
ACCESS CONTROL READER.....	P. 14
POWER, DATA, TV AND TELEPHONE SOCKETS.....	P. 16
AUDIO VIDEO SOCKETS	P. 18
ANTIMICROBIAL RANGE	P. 19
PLATES AND SUPPORT FRAMES.....	P. 20

CATALOGUE PAGES

Mosaic™

switches, push-buttons, double pole switches



Support frames and plates (p. 22-23)

Pack	Cat.Nos	Switches 10 A - 250 V~
	White	Single module mechanisms 1 module 22.5 x 45 mm
10	678 100	1-way switch
10	678 102	2-way switch
10	678 105	2-way switch with indicator
		Two module mechanisms 2 modules 22.5 x 45 mm
10	678 101	1-way switch
10	678 103	2-way switch
10	678 104	Intermediate switch
10	678 106	2-way switch with indicator

Pack	Cat.Nos	Switches 16 AX - 250 V~
	White	Single module mechanisms 1 module 22.5 x 45 mm
10	678 108	2-way switch
10	678 109	2-way switch with indicator
		Two module mechanisms 2 modules 22.5 x 45 mm
10	678 110	2-way switch
10	678 111	2-way switch with indicator

Pack	Cat.Nos	Switches 20 AX - 250 V~
	White	Single module mechanisms 1 module 22.5 x 45 mm
10	678 112	2-way switch
10	678 113	2-way switch with indicator
		Double pole switches 20 A
		Two module mechanisms 2 modules 22.5 x 45 mm
10	678 114	2-way switch
10	678 115	1-way switch with indicator marking
10	678 116	2-way switch with indicator

Pack	Cat.Nos	Push-buttons 6 AX - 250 V~
	White	Single module mechanisms 1 module 22.5 x 45 mm
10	678 120	1-way push-button
10	678 121	2-way push-button
10	678 125	2-way push-button with indicator
		Two module mechanisms 2 modules 22.5 x 45 mm
10	678 122	1-way push-button
10	678 123	2-way push-button
10	678 124	2-way push-button with indicator
10	678 126	2-way push-button with indicator and label-holder

Pack	Cat.Nos	Double pole switches 45 A - 250 V~
		DP switch + neon - 1 gang For BS type boxes Use BS plate 2 modules (p. 22-23)
5	678 149	White rocker
5	678 199	Red rocker

Mosaic™ automatic switches



784 51



792 51

Support frames and plates (p. 22-23)

Mosaic™ dimmers



784 01



784 02



784 10

Support frames and plates (p. 22-23)

Pack	Cat.Nos	Automatic switches 110-230 V~
1	White	<p>Recommended installation height: 1.5 m Infrared sensor 180° Light level threshold adjustable from 3 to 1000 lux Time delay adjustable from 1s to 16 mins with repetition of cycle as long as movement is detected Optimum distance between 2 switches: 6 m Integrated self-protection against overloads and short-circuits For installation in box depth 40 mm min. 2 modules 22.5 x 45 mm Detection area 15 m²</p> <p>3-wire, with neutral - 1000 W For controlling lamps: - up to 1000 W for 230 V~ incandescent or halogen - up to 500 VA for ELV halogen with ferromagnetic, electronic transformer, compact fluorescent lamps, fluorescent tubes</p> <p>2-wire, without neutral - 400 W For controlling lamps: - up to 400 W for 230 V~ incandescent or halogen - up to 400 VA for ELV halogen with ferromagnetic, electronic transformer</p>
1	784 56	


Can be remotely controlled via non-illuminated push-buttons (p. 12), with each push-button able to perform the dimming function
When switched on, lighten at the level set before last switched off

Pack	Cat.Nos	Dimmers 110-230 V~
1	White 784 01	<p>2-wire, without neutral - 400 W For controlling lamps: - up to 400 W for 230 VA incandescent or halogen - up to 400 VA for ELV halogen with ferromagnetic or electronic transformer 2 modules 22.5 x 45 mm</p>
1	784 05	<p>2-wire, without neutral - 600 W For controlling lamps: - up to 600 W for 230 V~ incandescent or halogen - up to 600 VA for ELV halogen with ferromagnetic transformer 2 modules 22.5 x 45 mm</p>
1	784 02	<p>3-wire, with neutral - 1000 W For controlling lamps: - up to 1000 W for 230 V~ incandescent or halogen - up to 600 VA for ELV halogen with ferromagnetic or electronic transformer 5 LEDs displaying the current level of the circuit 5 modules 22.5 x 45 mm</p>

1	White 784 04	<p>Dimmer switch 0-10 V</p> <p>For on/off/dimming control of fluorescent tubes with 0-10 V electronic ballast Max. control current: 40 mA Max. power: 600 VA 2 modules 22.5 x 45 mm</p>
---	-----------------	--

1	White 784 10	<p>Auxiliary control unit for remote control dimmer</p> <p>Remote control dimming peripheral for local control of a remote control dimmer A power supply Cat.No 036 80 is required for controlling modular remote control dimmers Cat.Nos 036 60/71 2 modules 22.5 x 45 mm</p>
---	-----------------	---

Mosaic™ time switch, ventilation control, emergency stop



Mosaic™ key fob switches, call indicators and roller blind switches



Support frames and plates (p. 22-23)

Support frames and plates (p. 22-23)

Pack	Cat.Nos	Programmable time switch
1	White 784 25	Used to program the control of a circuit with the following loads: - 1200 W 230 V~ incandescent and halogen - 1800 VA fluorescent Ø26 or 38 mm and ELV halogen with ferromagnetic or electronic transformer - 1800 W motors (ventilation only) - 3600 W resistive (heating only) 20 hours working reserve Capacity: 8 weekly programmes Temporary or permanent override 1 output - 6 A - 250 V~ cos phi = 1 1 changeover contact 2 modules 22.5 x 45 mm

Pack	Cat.Nos	Ventilation control
1	White 678 107	2-way switch for direct control of controlled mechanical ventilation 10 AX - 250 V~ 2 modules 22.5 x 45 mm

Pack	Cat.Nos	Emergency stop mushroom head push-buttons
1	Red/yellow 766 01	With key NO + NC 3 A - 250 V~ Unlock with RONIS key no. 455 2 modules 22.5 x 45 mm
1	766 02	1/4 turn NO + NC 3 A - 250 V~ 1/4 turn unlocking 2 modules 22.5 x 45 mm

Pack	Cat.Nos	Key fob switches
1	White 784 45	For energizing a circuit by inserting a key fob Cat.No 898 06 or a smart card (e.g. access card for a hotel room) Power requirement: 230 V~ - 50/60 Hz Time delay of approx. 30 seconds after card removal
1	898 06	Key fob Supplied complete with a label holder for individual identification

Pack	Cat.Nos	Hotel bedroom indicators
5	White 770 47	Indicator lamp and bell push Enables the resident to inform hotel staff of the room status Two settings are possible: - do not disturb - please clean the room Installed in the corridor, displays calls Supplied with lamps Cat.Nos 899 16/17
5	770 48	Allows the user to select the desired setting Supplied with lamps Cat.Nos 899 06/07

Pack	Cat.Nos	Roller blind switches
10 1	White 770 26	For direct raise/lower/stop control of 500 W max. blind, awning or canopy motor Fast connection via automatic terminals, no tool required 2 modules 22.5 x 45 mm

Mosaic shaver sockets (p. 18)

Mosaic™ illuminated signage functions



785 20



785 11



785 10

Support frames and plates (p. 22-23)

Pack	Cat.Nos	illuminated signs 230 V~
5	785 20	Mechanisms integrating LEDs and a pivoting window that can take preprinted labels Customised labels can be printed using a simple text editor. Supplied with transparent paper to personalize labels Signs with white LEDs A choice of 2 power levels (0.2 W or 1 W) 2 modules 22.5 x 45 mm
5	785 21	Signs with blue LEDs A choice of 2 power levels (0.2 W or 1 W) 2 modules 22.5 x 45 mm
5	785 24	Signs with 2-state LEDs with choice of green or red configurable on the mechanism (1 W) 2 modules 22.5 x 45 mm
1	785 22	Signs with white LEDs (1 W) 5 modules 22.5 x 45 mm
1	785 23	Signs with blue LEDs (1 W) 5 modules 22.5 x 45 mm

Pack	Cat.Nos	illuminated obstacle indicator
1	White 785 11	Mechanism equipped with an infrared detection cell and a LED beam For installation near an obstacle such as a step or a change of level When a person passes, the mechanism detects his/her presence and lightens the obstacle The function is equipped with an audible signal that can be disengaged 2 modules 22.5 x 45 mm

Pack	Cat.Nos	Bulkhead light
1	White 785 10	Bulkhead light for skirting pilot light, 230 V 2 modules 22.5 x 45 mm

Pack	Cat.Nos	Lamps
10	572 456	LED 230 V for locator switch - blue
10	572 455	LED 230 V for indicator switch - red
10	572 457	LED 24 V for indicator switch - red
10	572 454	LED 12 V for indicator switch - red
10	899 16	LED 230 V (1.7 mA) for orange, red or transparent indicator units
10	899 17	LED 230 V (1.7 mA) for green indicator units

Mosaic™ protection and buzzers



775 22



775 32



766 41

Support frames and plates (p. 22-23)

Pack	Cat.Nos	Proximity MCBs
1	775 22	Used for local protection of part of a circuit against overloads and short circuits Used in addition to the main protection device Due to its proximity to the user and its discrimination with the main protection device, the restart can be immediate 2 modules 22.5 x 45 mm Single pole + Neutral thermal magnetic MCB 230 V~ Used in combination with other devices, the proximity MCB has the same discrimination characteristics as the DNX P + N with the same rating The Mosaic proximity MCB can also be used as a local consumption limiter (depending on its rating) Breaking capacity: 3000 A - NF C 61-410 (10/16 A) 1500 A - NF C 61-410 (6 A) 16 A
1	775 32	Single pole + Neutral RCBO 230 V~ The residual current device provides additional protection of people (premises with conductive flooring, presence of water, etc.) against direct contact with live parts or earth leakages 16 A - 30 mA have a test button

Pack	Cat.Nos	Buzzer
10	White 766 41	230 V~ - 50/60 Hz Consumption 25 mA Sound level 70 dB at 1 m 2 modules 22.5 x 45 mm

Mosaic™ access control readers



767 03



767 02



767 01



778 77


Pack	Cat.Nos	Indoor readers
1	White 767 03	<p>Can be used</p> <ul style="list-style-type: none"> - in stand-alone mode by being wired to the electromagnetic lock or electronic door release - in centralized mode by being wired to the Legrand controller Cat.No 767 04 <p>Power supply: 12 V_{DC}</p> <p>Equipped with 2 LEDs red/green and 1 buzzer, 1 output for push-button, 1 changeover contact for lock or door release, 1 input for controller</p> <p>Time delay adjustable from 1 sec to 255 sec</p> <p>Permanent backup memory</p> <p>5 vertical modules 22.5 x 45 mm</p> <p>IP 40 - IK 04</p> <p>To be equipped with plates (p. 22-23)</p>
1	767 02	<p>Fingerprint reader</p> <p>999 users in stand-alone mode and also with the Legrand control panel Cat.No 767 04</p> <p>Consumption: 145 mA</p> <p>Built-in back-lighted LCD for clear instruction display</p>
1	767 02	<p>Card reader</p> <p>500 users in stand-alone mode and up to 10000 users with the Legrand control panel Cat.No 767 04</p> <p>Consumption: 118 mA</p> <p>Compatible with Wiegand protocol 26 bits</p> <p>Supplied with a master card, used to enrol a to communicate between the reader and the encoder Cat.No 767 05 in stand-alone mode</p>
1	767 01	<p>Keyboard reader</p> <p>99 users in stand-alone mode and up to 10000 users with the Legrand control panel Cat.No 767 04</p> <p>Consumption: 47 mA</p> <p>Compatible with Wiegand protocol 26 bits</p>

Pack	Cat.Nos	Outdoor readers
1	778 77	<p>Power supply: 12 V_{DC}</p> <p>Card reader IP 55 - IK 10</p> <p>Can be used</p> <ul style="list-style-type: none"> - in stand-alone mode by being wired to the electromagnetic lock or electronic door release - in centralized mode by being wired to the Legrand controller Cat.No 767 04 <p>500 users in stand-alone mode and up to 10000 users with the Legrand control panel Cat.No 767 04</p> <p>Equipped with 2 LEDs red/green and 1 buzzer, 1 output for push-button, 1 changeover contact for lock or door release, 1 input for controller</p> <p>Time delay adjustable from 1 sec to 255 sec</p> <p>Permanent backup memory</p> <p>Consumption: 118 mA</p> <p>Compatible with Wiegand protocol 26 bits</p> <p>Supplied complete with Soliroc plate</p> <p>Flush-mounting</p>
1	767 16	<p>Card reader - IP 65 - IK 10</p> <p>Operates in centralized mode only by being wired to the Legrand controller Cat.No 767 04 (p. 17)</p> <p>Compatible with Wiegand protocol 26 bits</p> <p>Black</p> <p>Equipped with 2 LEDs red/green and a buzzer</p> <p>Consumption: 80 mA</p> <p>Surface-mounting</p>
1	767 17	<p>Keyboard reader - IP 65 - IK 10</p> <p>Operates in centralized mode only by being wired to the Legrand controller Cat.No 767 04 (p. 17)</p> <p>Compatible with Wiegand protocol 26 bits</p> <p>Equipped with a buzzer</p> <p>Grey - Brushed aluminium</p> <p>Consumption: 80 mA</p> <p>Surface-mounting</p>


Mosaic™ access control equipment



767 10



767 11



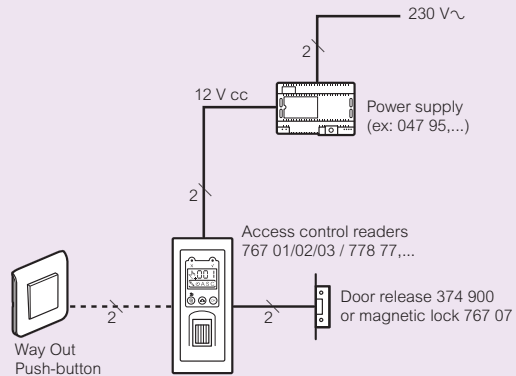
767 04

Pack	Cat.Nos	Accessories for card reader
5	767 10	Badges for card reader Contactless Keyfob badge 13.56 Mhz (possibility to personalize)
10	767 11	ISO contactless card Dim.: 50 x 80 mm
1	767 05	USB encoder for PC Intermediate level of management for card reader in stand-alone mode Allows to easily encode a large number of badges through the master badge of the reader
1	767 04	Door controller To be connected with Legrand readers or any reader using Wiegand protocol (1 bit up to 128 bits) or ABA (clock and data) Built-in software to be used when only 1 door controller is connected If more than 1 door controller, the multi-access management software Cat.No 767 06 must be added Time office plurality per badge and zone - activation, desactivation of the badges - selection of access and/or group of accesses - management of 32 slots (in timetable) - event log: 10000 events - up to 10000 users 2 readers maximum 2 doors volt-free changeover contact (1 A - 12 V) 2 push-button contact 2 door-status entry Anti-passback function Built-in IP interface: to connect up to 128 Legrand door controllers and a PC through the LAN 6 modules 17.5 mm
1	767 06	Multi-access management software To supervise an installation of more than 2 door controllers: - access: 256 doors - direct display of readers status, badge controlled: 64 group of users - memory of events: 10000 last events - allows to supervise up to 128 controllers - time period: 64 time periods
1	767 07	Electromagnetic lock Locking force: 300 kg 24 V power supply, 500 mA consumption, 7.2 W 12 V power supply, 600 mA consumption, 7.2 W
1	767 18	Backup power supply 12 V DC - 4 A To be equipped with 12 V - 7 Ah battery (Cat.No 433 41) not supplied

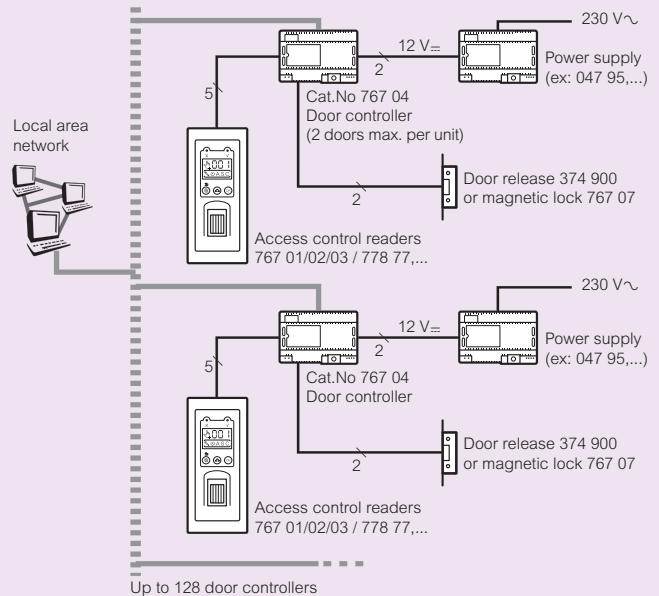
Other Mosaic functions please consult us

Mosaic™ access control

■ Stand-alone




■ Centralized



Mosaic™

British and US standard socket outlets, shaver sockets



Mosaic™

US standard socket outlets, shaver sockets



Support frames and plates (p. 22-23)

Support frames and plates (p. 22-23)

Pack	Cat.Nos	Socket outlets 2P+E - modular units
10	White 775 05	Shuttered for child safety ASTA licence Conform to BS 1363: part 2 2 modules 22.5 x 45 mm Use 2-module plates and support frames (p. 22-23) 13 A 13 A - dedicated red 13 A - dedicated green 13 A - dedicated orange
10	678 240	
10	678 241	
10	678 242	

Pack	Cat.Nos	Socket outlets 2P+E - 15 A - 127 V
10	White 775 04	2P+E 2 modules 22.5 x 45 mm Dedicated red 2 modules 22.5 x 45 mm
10	678 250	
5	White 678 144	2 x 2P+E 3 modules 22.5 x 45 mm

Pack	Cat.Nos	Socket outlets 2P+E - 13 A - 250 V
5	White 678 140	Double pole switched Shuttered for child safety Use dedicated plates (p. 22-23) Conform to BS 1363: Part 2 DP 1 gang
5	678 141	DP 1 gang + neon
5	678 142	DP 2 gang twin earth
5	678 143	DP 2 gang twin earth + neon

Pack	Cat.Nos	Anti-extraction module
1	770 80	When used with a socket, avoids accidental unplugging of sensitive electrical equipment, by gripping the cord (Ø4 to 8 mm cords) Can withstand an extraction force of 350 N (35 kgs) 1 module 22.5 x 45 mm

Pack	Cat.Nos	Fused connection units 13 A - 250 V
10	White 743 63	Double pole - fused 13 A (fuse supplied) Use dedicated plates (p. 22-23) Conform to BS 1363: Part 4 Switched + neon Flex outlet knockout and cord grip Captive fuse carrier (padlockable) Captive terminal screws Dimensions: 86 x 86 mm

Pack	Cat.Nos	Shaver sockets IP 24 - IK 04
1	775 86	Conform to EN 60742 and EN 61558-2 Power supply 230 VA - 50/60 Hz and 1 output 120/220 V Connection via automatic terminals Equipped with a circuit separation transformer to isolate the user from the mains supply Protected against overloads and short circuits by built-in thermal relay limiting the available power to 20 VA Insertion of the plug activates the power supply to the transformer Equipped with plate For flush mounting boxes only, use 2 gang box, 40 mm deep

Pack	Cat.Nos	RCD sockets 13 A - 250 V
1	White 678 135	Conform to BS 7288 and BS 1363: Part 2 Maximum operating current 16 A Incorporates a "test and reset" button Use dedicated plates (p.22-23) 2 gang - DP 30 mA Active: Electrical latching trips on power failure 2 gang - DP 30 mA Passive: Mechanical latching does not trip on power failure
1	678 136	

Mosaic™ telephone and television sockets



787 86



787 80



787 32



765 64



787 61

Plates (p. 22-23)

Pack	Cat.Nos	Television, national satellite sockets
10	White 787 86	Shielded TV sockets TV-IEC male, 5 - 862 Mhz, attenuation ≤ 1.5 dB R-IEC female, 87.5 - 108 Mhz, attenuation ≤ 1.5 dB SAT "F" screw-in 950 - 2400 Mhz, attenuation ≤ 2 dB For reception of analogue and digital transmissions (DTT, analogue or digital satellite channels, HDTV...) Conform to EN 607 28-1 Recommended cable 17/19 VATC 2 modules 22.5 x 45 mm Screened TV/R/SAT socket - Insulated
10	787 83	TV-R socket - male/female Screened TV+R socket - Insulated Ø9.52 mm
10	787 80	Single type "F" screw-in TV socket
10	787 82	Single TV socket - male Ø9.52 mm

Pack	Cat.Nos	Telephone sockets
10	White 787 30	RJ 11 sockets - 4 contacts Equipped with a modular Jack connector with 1/4 turn terminal for fast connection Tap-off possible 1 module 22.5 x 45 mm
10	787 32	RJ 12 sockets - 6 contacts Equipped with a modular Jack connector with 1/4 turn terminal for fast connection Tap-off possible 2 modules 22.5 x 45 mm
10	787 34	ISDN socket - 8 contacts Self-stripping 1/4 turn terminals for fast connection 2.5 mm ² earth terminal Tap-off possible 2 modules 22.5 x 45 mm
10	787 38	8 contacts socket - French standard 2 modules 22.5 x 45 mm

Mosaic™ RJ 45 sockets and USB sockets

Support frames and plates (p. 22-23)

Pack	Cat.Nos	RJ 45 sockets
10	White 765 71	Certified as conforming to standards ISO 11801 ed.2.0, EN 50173-1 and EIA/TIA 568 Rapid connection sockets, no tool needed Contacts marked with 568 A and B dual colour code and numbers Cat. 6A - UTP 1 module 22.5 x 45 mm
10	765 74	2 modules 22.5 x 45 mm
10	765 61	Cat. 6 - UTP 1 module 22.5 x 45 mm
10	765 64	2 modules 22.5 x 45 mm
10	765 91	8 contacts - 90° 2 modules 22.5 x 45 mm
10	765 51	Cat. 5e - UTP 1 module 22.5 x 45 mm
10	765 54	2 modules 22.5 x 45 mm

Pack	Cat.Nos	USB sockets
1	White 787 61	Used to bring connections closer to the user Connection via screw terminals cross-section 1 mm ² Female USB For connecting USB devices (scanner, printer, external hard disk) Max. cable length: 5 m Recommended cable: USB A 1 module 22.5 x 45 mm

Mosaic™ audio/video sockets



Plates (p. 22-23)

Pack	Cat.Nos	
1	White 787 57	Female HD 15 sockets Used to transmit analog video streams (VGA, XGA, UXGA depending on graphic card) between a source (computer) and a compatible receiver (plasma, LCD, video projector, etc...)
1	787 72	Screw-type female HD 15 sockets 2 modules 22.5 x 45 mm
1	787 74	Solder-type female HD 15 sockets 1 module 22.5 x 45 mm
1	White 787 74	Female HD 15 + 3.5 mm Jack Used to transmit VGA full pin stream (15-pin) of a computer, plasma...and audio from a portable source
1	White 787 68	Other audio and video sockets HDMI type A sockets Used to transmit high-definition digital audio/video streams between a source (HD-DVD drive, computer, etc) and a compatible receiver (plasma, LCD, etc) 2 modules 22.5 x 45 mm
1	787 53	Female 2 RCA socket Provides the stereo audio link for any peripheral device such as a DVD drive, camera, video recorder 1 module 22.5 x 45 mm
1	787 54	Female 3 RCA sockets Provides the composite video and stereo audio link for any peripheral device such as a DVD drive, camera, video recorder 1 module 22.5 x 45 mm


Mosaic™ audio sockets and cables, cable outlets and blanking plates



Plates (p. 22-23)

Pack	Cat.Nos	
1	White 787 55	XLR 3-pin sockets Provides the stereo link for microphone, amplifier, mixing console, etc. Recommended microphone cable: 1 audio pair 0.22 mm ² shielded Recommended enclosure cable: 1 audio pair 1.5 mm ² (can take 2.5 mm ²) Max. cable length: 50 m Female 2 modules 22.5 x 45 mm
10	White 787 50	Loudspeaker sockets Terminals 4 mm ² 1 module 22.5 x 45 mm
1	327 80	Cables For connecting 2 sockets a long distance apart HDMI cable For connecting HDMI sockets at a distance of up to 10 m Length 20 m
1	327 81	VGA cable For connecting full pin HD 15 sockets at a distance of up to 20 m Length 20 m
10	White 775 51	Cable outlets 16 A cable outlet with terminals Equipped with 4 automatic connection terminals on the front and rear face for easy connection With cable grip 2 modules 22.5 x 45 mm
10	775 50	20 A cable outlet For cable: Ø max. 12 mm, Ø min. 4 mm With cable grip 2 modules 22.5 x 45 mm
10	775 52	Wire outlet Ø 8 mm 1 module 22.5 x 45 mm
10	White 770 70	Blanking plates 1 module 22.5 x 45 mm
10	770 71	2 module 22.5 x 45 mm

Mosaic™ antimicrobial range



Products made of antibacterial material based on silver ions Ag+
This technology can eliminate most bacteria, fungi and viruses, without the risk of building up resistance
Particularly suitable for healthcare establishments (hospitals, clinics, nursing homes, laboratories, waiting rooms, etc) and in general for spaces subject to hygiene restrictions (industrial, shared and restaurant kitchens, child care centers, toilets, etc)
Products tested in accordance with standard JIS Z 2801 by an approved COFRAC laboratory

Pack	Cat.Nos	Switches 10 A - 250 V~	Pack	Cat.Nos	RJ 45 sockets
10	678 201	Single module mechanisms 1 module 22.5 x 45 mm 2-way switch	10	765 82	Certified as conforming to standards ISO 11801 ed.2.0, EN 50173-1 and EIA/TIA 568 Rapid connection sockets, no tool needed Contacts marked with 568 A and B dual colour code and numbers Cat. 6 FTP - 9 contacts 1 module 22.5 x 45 mm
10	678 203	Two module mechanisms 2 modules 22.5 x 45 mm 2-way switch	10	765 81	Cat. 6 UTP - 8 contacts 1 module 22.5 x 45 mm
10	678 206	2-way switch with indicator	10	678 129	Telephone socket RJ 11 sockets - 4 contacts Equipped with a modular Jack connector with 1/4 turn terminal for fast connection Tap-off possible 1 module 22.5 x 45 mm
10	678 117	Switches 20 AX - 250 V~ Single module mechanisms 1 module 22.5 x 45 mm 2-way switch	10	678 130	Television socket Single TV socket - male Ø9.52 mm 2 modules 22.5 x 45 mm
10	678 221	Push-buttons 6 AX - 250 V~ Single module mechanisms 1 module 22.5 x 45 mm 2-way push-button	10	787 20	Blanking plates 1 module 22.5 x 45 mm
10	678 222	Two module mechanisms 2 modules 22.5 x 45 mm 2-way push-button	10	787 21	2 modules 22.5 x 45 mm
10	678 224	2-way push-button with indicator	10	678 025	Plates 1 gang for 1 module 22.5 x 45 mm
10	678 148	2P+E socket outlets British standard - 13 A - 250 V~ Shuttered for child safety ASTA licence Conform to BS 1363: part 2 2 modules 22.5 x 45 mm	10	678 026	1 gang for 2 modules 22.5 x 45 mm
10	678 145	US standard - 15 A - 127 V 2 modules 22.5 x 45 mm	10	678 023	2 gang for 2 x 2 modules 22.5 x 45 mm
10	678 024	IP 44 plates 1 gang for 2 modules 22.5 x 45 mm Equipped with a membrane which can receive mosaic control and connection functions (not mounted on surface mounting boxes)			

Mosaic™ British standard support frames



678 000



678 005



678 003

Mosaic™ British standard plates: plastic plates



678 010



678 011



678 012

Pack	Cat.Nos	British standard support frames
10	678 000	Screw mounting Accept mechanisms horizontally or vertically For BS type boxes For 1 gang box - 60.3 mm fixing centres For 1 or 2 modules
10	678 003	For 3 modules
10	678 001	For 2 gang box - 60.3 mm fixing centres For 3 modules
10	678 002	For 2 x 2 modules
10	678 005	For 5 modules

Pack	Cat.Nos	Plates for 60.3 mm fixing centres
10	White 678 010	For 1 gang box For 1 module 22.5 x 45 mm 88 x 92 mm
10	678 011	For 2 modules 22.5 x 45 mm 88 x 92 mm
10	678 012	For 3 modules 22.5 x 45 mm 88 x 92 mm
5	678 013	For 2 gang box For 2 x 2 modules 22.5 x 45 mm Horizontal mounting 150 x 92 mm
5	678 015	For 5 modules 22.5 x 45 mm Vertical mounting 88 x 160 mm
5	678 014	For 3 modules 22.5 x 45 mm 150 x 92 mm

Pack	Cat.Nos	Special plates for BS socket outlets
10	White 678 021	For 1 gang switched socket 88 x 92 mm
5	678 022	For 2 gang switched socket 150 x 92 mm
10	678 020	For fused connection unit 88 x 92 mm

Mosaic™

US standard support frames and plates

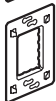


678 016



678 019

Pack	Cat.Nos	US standard support frames
10	678 004	For installation in American type boxes 2" x 4" 83.5 mm fixing centres For 1 or 2 modules
10	678 006	For 3 modules



Pack	Cat.Nos	Plates for 83.5 mm fixing centres
5	White 678 016	For 1 module 22.5 x 45 mm 88 x 130 mm
5	678 017	For 2 modules 22.5 x 45 mm 88 x 130 mm
5	678 019	For 3 modules 22.5 x 45 mm 88 x 130 mm



catalogue number index

Cat.Nos	Page No	Pack	Cat.Nos	Page No	Pack	Cat.Nos	Page No	Pack	Cat.Nos	Page No	Pack
327 00			778 00			572 000			678 116	10	10
327 80	18	1	778 77	14	1	572 454	13	10	117	19	10
81	-	1	784 00			455	-	10	120	10	10
765 00			784 01	11	1	456	-	10	121	-	10
765 51	17	10	02	-	1	457	-	10	122	-	10
54	-	10	04	-	1	678 000			123	-	10
61	-	10	05	-	1	678 000	20	10	124	-	10
64	-	10	10	-	1	001	-	10	125	-	10
71	-	10	25	12	1	002	-	10	126	-	10
74	-	10	45	-	1	678 003	-	10	129	19	10
81	19	10	56	11	1	004	21	10	130	-	10
82	-	10	56	-	1	005	20	10	135	16	1
91	17	10	785 00			006	21	10	136	-	1
766 00			785 10	13	1	010	20	10	140	-	5
766 01	12	1	11	-	1	011	-	10	141	-	5
02	-	1	20	-	5	012	-	10	142	-	5
41	13	10	21	-	5	013	-	5	143	-	5
767 00			22	-	1	014	-	5	145	19	10
767 01	14	1	23	-	1	015	-	5	148	-	10
02	-	1	24	-	5	016	21	5	149	10	10
03	-	1	787 00			017	-	5	199	-	10
04	15	1	787 20	19	10	019	-	5	201	19	10
05	-	1	21	-	10	020	20	10	203	-	10
06	-	1	30	17	10	021	-	10	221	-	10
07	-	1	32	-	10	022	-	5	222	-	10
10	-	5	34	-	10	023	19	10	224	-	10
11	-	10	38	-	10	024	-	10	240	16	10
16	14	1	50	18	1	025	-	10	241	-	10
17	-	1	53	-	1	101	10	10	242	-	10
18	15	1	54	-	1	102	-	10			
770 00			55	-	1	103	-	10			
770 26	12	10/1	57	-	1	104	-	10			
47	-	5	61	17	1	105	-	10			
48	-	5	68	18	1	106	-	10			
70	18	10	72	-	1	107	-	1			
71	-	10	74	-	1	108	12	10			
80	16	1	80	17	10	109	10	10			
775 00			82	-	10	110	-	10			
775 04	16	10	83	-	10	111	-	10			
05	-	10	86	-	10	112	-	10			
775 22	13	1	898 00			113	-	10			
32	-	1	898 06	12	1	114	-	10			
50	18	10	899 00			115	-	10			
51	-	10	899 16	13	10						
52	-	10	17	-	10						
86	16	1									

In accordance with its policy of continuous improvement, the Company reserves the right to change specifications and designs without notice. All illustrations, descriptions, dimensions and weights in this catalogue are for guidance and cannot be held binding on the Company.

notes

A series of horizontal dotted lines for writing notes, spanning the width of the page.

notes

A series of horizontal dotted lines for writing notes.

notes

A series of horizontal dotted lines for writing notes.

Iraq

Tel: (+962) 795 066 167
(+962) 655 375 86

Jordan

Al Madina Al Monawara Street,
Tlaa' AL Ali, Building no. 263 - Rana
Center - 3rd floor - Offices 301 &
302 Amman - Jordan
Tel: (+962) 65537586
Fax: (+962) 65537589

Kuwait

Shuwaikh Safat 13002
P.O. Box 177
KUWAIT
Tel: (+965) 9726 2699
Fax: (+965) 2482 4754

Lebanon

Achrafieh 5585 Bldg., 6th floor
P. Gemayel Avenue - Aadlieh
Beirut
Tel: (+961) 1 422 166
Fax: (+961) 1 422 167

Oman

Tel: (+968) 91397978

Pakistan

Tel: (+92) 332 374 9443

Saudi Arabia

Riyadh (Central Region Office)
Al-Sulaiman Square Building, 2nd Floor
Office 16, Mousa Bin Nusair Street
P.O. Box 325099
Tel: (+966) 11 466 6640
Fax: (+966) 11 279 01 17

Al Khobar (Eastern Region Office)

Al-Khobar Mall
2nd Floor, Office 362
P.O. Box 927
Al Khobar 31952
Tel: (+966) 3 887 89 50
Fax: (+966) 3 887 89 52

Jeddah (Western Region Office-Head Office)







Al-Reem Business Center, 2nd Floor
Al-Rawdah District
P.O.Box: 51712
Jeddah 21553
Tel: (+966) 2 261 9696
Fax: (+966) 2 261 9797

United Arab Emirates

Legrand Middle East Headquarters
Wing C, Office 701
Dubai Silicon Oasis
P.O. Box 341068
Dubai, United Arab Emirates
Tel: (+971) 4 3821 821
Fax: (+971) 4 3821 822

GemNet Gulf L.L.C.
(A group company of Legrand)
Street No. 26,
Al Quoz Industrial Area 4,
P.O. Box 52914,
Dubai, United Arab Emirates
Tel: (+971) 4 341 9920
Fax: (+971) 4 341 9940

FOLLOW US ON

-  www.legrand.ae
-  www.youtube.com/legrandgulfcountries
-  www.facebook.com/legrandgulfcountries
-  www.twitter.com/legrandgulf
-  www.instagram.com/legrandgulfcountries
-  www.linkedin.com/company/legrand

**MIDDLE EAST HEADQUARTERS**

Dubai Silicon Oasis
Wing C - Office 701
P.O. Box: 341068
Dubai - U.A.E.
Tel: (+971) 4 3821 821
Fax: (+971) 4 3821 822