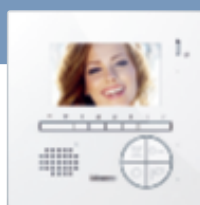


COMPREHENSIVE COMMUNICATION
AND SECURITY SOLUTIONS



AUDIO & VIDEO DOOR ENTRY SYSTEMS



THE GLOBAL SPECIALIST IN DOOR ENTRY SYSTEMS

 **legrand**[®]



LEGRAND GROUP

Specialist in

AUDIO & VIDEO DOOR ENTRY SYSTEMS

Worldwide leader in the Door Entry Systems market, the Legrand Group provides a wide range of products and systems to guide you in your projects and help you choose the right solution.

From single houses to big compounds, the Legrand Group has the perfect intercom solution to fulfil the needs whatever the project and to ensure security and comfort for everyone.

SELECT THE TYPE OF APPLICATION TO FIND THE **RIGHT SOLUTION**

SINGLE HOUSES

■ Ready-to-install kits



HOUSE/VILLA
TWO-FAMILY
HOUSE

Basic audio and video kits **4**

Expandable audio and video kits **11**

HOUSES, BUILDINGS & COMPOUNDS

■ Flexible and modular systems



HOUSE/VILLA
TWO-FAMILY
HOUSE
RESIDENTIAL
COMPOUND
MULTI-STOREY
BUILDING
BUILDING
COMPLEX

2-wire system **14**

D45 system **42**



FOR EACH APPLICATION, ITS DEDICATED SOLUTION



SINGLE HOUSES

■ Ready-to-install kits

- Just one catalogue number
- Surveillance and gate opening
- Intercom function



BASIC AUDIO AND VIDEO KITS

- Solutions providing basic functions and plug-in power connections.
- Ideal for simple installations (eg. one-family home, villa...)
- The perfect solution to replace door bells by door entry phone

[Discover our range](#)

4



EXPANDABLE AUDIO AND VIDEO KITS

- Solutions providing enhanced functions whilst allowing evolutions over time
- Ideal for customized or more complex installations (eg. house extension, two-family house...)

[Discover our range](#)

11



HOUSES, BUILDINGS & COMPOUNDS

■ Flexible and modular systems

- Digital solutions with various combinations possible
- Aesthetic and ergonomic products
- A tailored solution for all kinds of application
- Security and comfort functions



2-WIRE SYSTEM

- Easy-to-install, time-saving solutions offering maximum versatility
- Ideal for refurbishment
- Made in Italy

[Discover our range](#)

14

D45 SYSTEM



D45 SYSTEM

- Highly performant solutions enabling long distance coverage and for a high number of apartments (up to 4000) to be equipped
- Integrated security functions inside the apartments and in public areas of the buildings

[Discover our range](#)

42

BASIC AUDIO AND VIDEO KITS

THE "PLUG-AND-PLAY" SOLUTION

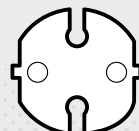
- Easy installation via plug-in power connectors
- Direct connection between street panel and internal unit with one cable
- Additional internal units (max: 2)
- Door lock release key and intercom function



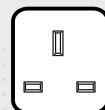
■ Suitable for many countries thanks to 3 different plug standards:



European (2 and 4 wires)



German (4 wires only)



New British (4 wires only)

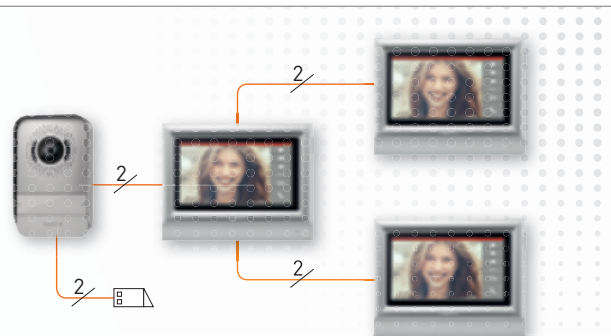
2-WIRE "VERY SIMPLE" SOLUTIONS

One-family hands-free video kits comprising:

- a wall-mounting metal street panel (rainshield included) equipped with a colour camera and a LED lamp for the illumination of the field of view.
- a video colour display internal unit (plug-in power supply included).

MAIN FEATURES:

- Easy, simple and quick installation
- Practical and functional: hands-free solutions enabling dialogue while moving freely
- High-resistant, waterproof metal street panels
- 2 non-polarized wires for an error-proof connection



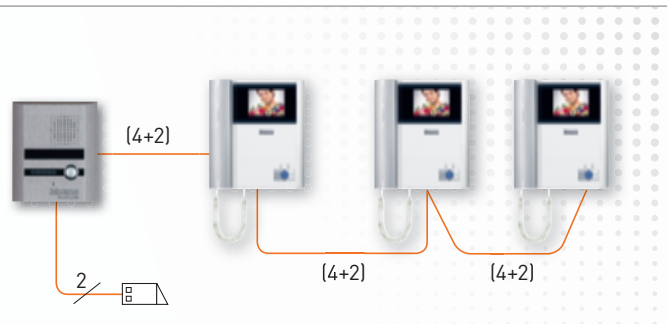
4-WIRE "COST-EFFICIENT" SOLUTIONS

One-family hands-free audio and video kits comprising:

- a wall-mounting metal street panel with LEDs for the illumination of the field of view
- a video colour display internal unit with integrated power supply (plug and cable supplied)
- a wall-mounting base (screws supplied)

MAIN FEATURES:

- Electrical door lock release function
- Plug&Play solution with plug-in power supply





2-WIRE SOLUTIONS

CHOOSE YOUR KIT...

7" AND 10" TOUCH SCREEN VIDEO KITS



- 7" & 10" colour touch screen video kits
- SD memory card slot
- MP3 music melody
- Visitor face capture
- Digital photo frame function
- Possibility to change cover plate
- Additional CCTV camera
- Entrance panel can call 2 apartments

7" MIRROR EFFECT VIDEO KIT



- 7" colour video kit
- Mirror effect
- Additional CCTV camera
- Entrance panel can call 2 apartments

4,3" VIDEO KIT



- 4.3" colour video kits
- White finish
- Additional CCTV camera
- Entrance panel can call 2 apartments

AND EXPAND IT

Up to 2 apartments expansion by entrance panel configuration.

In each apartment it's possible to manage 2 internal units, mixed and matched as required.

7" AND 10" TOUCH SCREEN INTERNAL UNITS



7" internal unit
Cat. No:
LG-369325

10" internal unit
Cat. No:
LG-369335

7" MIRROR EFFECT INTERNAL UNIT



Cat. No:
LG-369225

4,3" INTERNAL UNIT



Cat. No:
LG-369115



4-WIRE SOLUTIONS

CHOOSE YOUR KIT...

COLOUR VIDEO KITS



- 7" hands-free kit
- Electronic door lock release

- 3.5" handset kit
- Electronic door lock release

AUDIO KITS




- Slim street panel and audio handset with transformer equipped with plug (screws supplied)
- Electronic door lock release

AND EXPAND IT UP TO 2 INTERNAL UNITS

All 4-wire kits can be expanded with up to three dedicated internal units.

7" HANDS-FREE VIDEO INTERNAL UNIT



3.5" HANDSET VIDEO INTERNAL UNIT



AUDIO HANDSET INTERNAL UNIT



Colour video door entry kit

up to 2 apartments - 2-wire



LG-369330 : Complete video kit



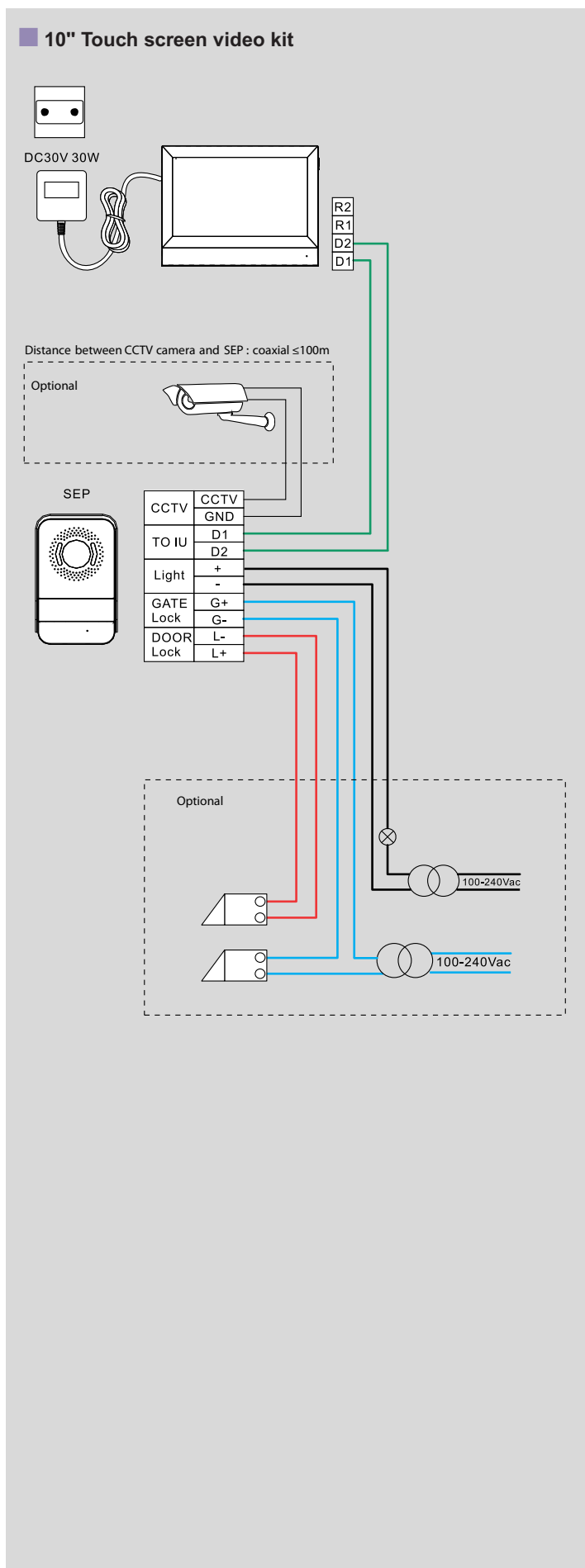
LG-369220 : Complete video kit

2-wire colour video hands-free kit with wall mounted surface mounting street panel (with rainshield included). Kit can be expanded up to 2 apartments by entrance panel configuration. In each apartment it is possible to manage 2 internal units.

Pack	Cat.Nos	7" and 10" Touch screen video kits
		Complete video kits Composition : - 1 metal street panel (entrance) with colour camera and LED for the illumination of the field of view. - 1 hands-free touch screen colour display 7" or 10" with audio and picture memory, MP3 melodies, digital photo frame function and plug-in power supply included (Euro plug standard).
1	LG-369320	Complete kit with 7" Touch screen internal unit
1	LG-369330	Complete kit with 10" Touch screen internal unit
		Additional video internal unit
1	LG-369325	7" Touch screen additional internal unit
1	LG-369335	10" Touch screen additional internal unit
		7" Mirror effect video kit
		Complete video kits Composition : - 1 metal street panel (entrance) with colour camera and LED for the illumination of the field of view. - 1 hands-free mirror effect LCD colour display 7" or 10" with plug-in power supply included (Euro plug standard).
1	LG-369220	Complete kit
		Additional video internal units
1	LG-369225	7" Mirror effect additional internal unit
		4.3" Colour video kit
		Complete video kits Composition : - 1 metal street panel (entrance) with colour camera and LED for the illumination of the field of view. - 1 hands-free colour display 4.3" or 10" with plug-in power supply included (Euro plug standard).
1	LG-369110	Complete kit
		Additional video internal unit
1	LG-369115	4.3" colour internal unit
		Additional street panel (entrance)
1	LG-369339	Additional metal street panel with colour camera

Colour video door entry kit

wiring diagram



Colour video door entry kit

1 apartment - 4-wire



LG-369083 : Complete video kit

Surface-mounting street panel
4 wires (+ 2 to open the gate)
The monitor allows surveillance and opening of the gate
The system allows 2 additional monitors, with intercom function

Pack Cat.Nos 7" colour video kits - hands-free

Pack	Cat.Nos	7" colour video kits - hands-free
1	LG-369080	German standard Complete video kit Composition: - 1 metal street panel (entrance) with LEDs - 1 colour 7" monitor with integrated power supply and German standard plug and cable - 1 wall-mounting base - 1 set of screws for wall fixing
1	LG-369085	Additional video internal unit
1	LG-369083	British standard Complete video kit Composition: - 1 metal street panel (entrance) with LEDs - 1 colour 7" monitor with integrated power supply and British standard plug and cable - 1 wall-mounting base - 1 set of screws for wall fixing
1	LG-369088	Additional video internal unit

3.5" colour video kits - with handset

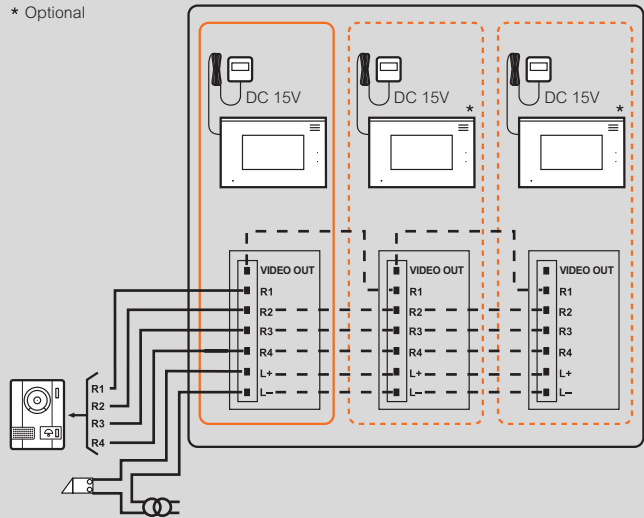
1	LG-369070	German standard Complete video kit Composition: - 1 metal street panel (entrance) with LEDs - 1 colour 3.5" monitor with integrated power supply and German standard plug and cable - 1 wall-mounting base - 1 set of screws for wall fixing
1	LG-369075	Additional video internal unit
1	LG-369073	British standard Complete video kit Composition: - 1 metal street panel (entrance) with LEDs - 1 colour 3.5" monitor with integrated power supply and British standard plug and cable - 1 wall-mounting base - 1 set of screws for wall fixing
1	LG-369078	Additional video internal unit

Colour video door entry kit

wiring diagrams

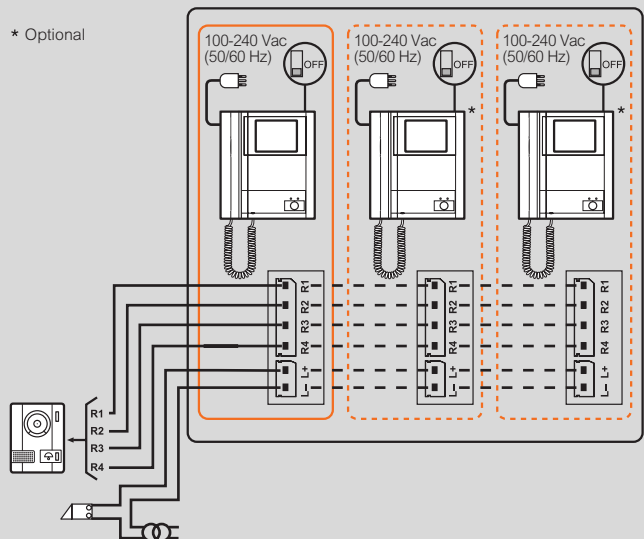
Colour screen analog video kit - Hands-free

* Optional



Colour screen analog video kit - with handset

* Optional



Audio door entry kit with handset

1 apartment - 4-wire




LG-369000

Surface-mounting street panel
 2-wires (+ 2 to open the gate)
 Opening of gate with handset
 The system allows 2 additional audio internal units
 Can be used as intercom within the house

Pack	Cat.Nos	German standard
1	LG-369000	Complete audio kit Composition: - 1 slim street panel (entrance) - 1 audio handset with transformer equipped with German standard plug - 1 set of screws for wall fixing
1	LG-369005	Additional audio internal unit with transformer equipped with German standard plug
British standard		
1	LG-369003	Complete audio kit Composition: - 1 slim street panel (entrance) - 1 audio handset with transformer equipped with British standard plug - 1 set of screws for wall fixing
1	LG-369008	Additional audio internal unit with transformer equipped with British standard plug

Audio door entry kit with handset

wiring diagram





EXPANDABLE AUDIO AND VIDEO KITS

THE 'STARTING BASE' SOLUTION

- 2-wire technology : maximum flexibility and customized composition
- Audio/video call memory and intercom functions
- Suitable for expandable one and two-family home
- Modular Din-rail power supply
- Staircase light activation
- Include a manual with all the technical information required for the installation, connection, features and expansion possibilities.




EXPANSION

Expand these kits with other devices such as additional street panels, internal units, cameras, and home automation devices.



AUDIO KITS



VIDEO KITS



Expandable kits

2-wire video kits



BT-365711 (BT-365721)



BT-366711 (366721)



BT-365511 (BT-365521)

Colour video display
Wall-mounting installation


Pack	Cat.Nos	Hands-free kits with memory, wide angle camera and door lock release badges
1	BT-365711	<p>Each internal unit has a graphic menu for the configuration and for the control of video door entry functions. Push-button street panels IK10.</p> <p>Surface-mounting</p> <p>One -family kit comprising:</p> <ul style="list-style-type: none"> - one CLASSE 300V13M touch screen 7" with memory internal unit - one LINEA 2000 METAL push-button street panel with wide angle camera and badge reader - 6 coloured badges and 2 chips. - 1 call
1	BT-365721	<p>Two- family kit comprising:</p> <ul style="list-style-type: none"> - two CLASSE 300V13M touch screen 7" with memory internal units - one LINEA 2000 METAL push-button street panel with wide angle camera and badge reader - 12 coloured badges and 4 chips. - 2 calls

Pack	Cat.Nos	Hands-free kits - basic functions
1	BT-365511	<p>Surface mounting</p> <p>One -family kit comprising:</p> <ul style="list-style-type: none"> - one CLASSE 100V12B internal unit - one LINEA 2000 push-button street panel with colour camera - 1 call
1	BT-365521	<p>Two- family kit comprising:</p> <ul style="list-style-type: none"> - two CLASSE 100V12B internal units - one LINEA 2000 push-button street panel with colour camera - 2 calls

Pack	Cat.Nos	Hands-free kits with wide angle camera - multi functions
1	BT-365611	<p>Surface-mounting</p> <p>One -family kit comprising :</p> <ul style="list-style-type: none"> - one CLASSE 300V13E touch screen 7" internal unit - one LINEA 2000 METAL push-button street panel with wide angle camera - 1 call
1	BT-365621	<p>Two- family kit comprising:</p> <ul style="list-style-type: none"> - two CLASSE 300V13E touch screen 7" internal units - one LINEA 2000 METAL push-button street panel with wide angle camera - 2 calls
1	BT-366711	<p>One -family kit comprising:</p> <ul style="list-style-type: none"> - one CLASSE 100V12E internal unit - one LINEA 2000 METAL push-button street panel with wide angle camera - 1 call
1	BT-366721	<p>Two- family kit comprising:</p> <ul style="list-style-type: none"> - two CLASSE 100V12E internal units - one LINEA 2000 METAL push-button street panel with wide angle camera - 2 calls

Expandable kits

2-wire audio kits



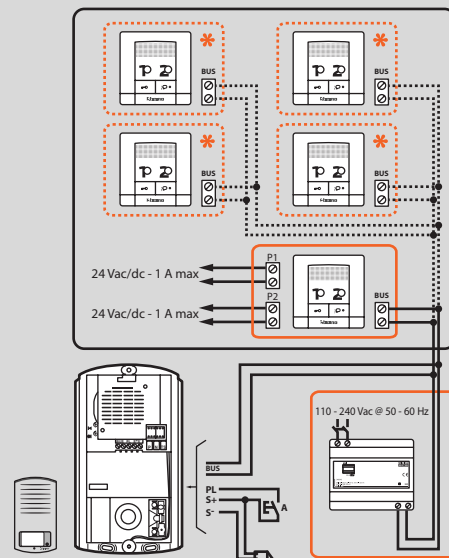
Wall-mounting installation

Pack	Cat.Nos	Hands-free kit
1	BT-364211	Surface-mounting One-family kit comprising: - one internal unit Can manage 2 independent contacts (24 V/V~ - 1 A max.) with 1 or 2 push-buttons - one LINEA 2000 push-button street panel - 1 call. IK 07
1	BT-366811	Handset kits Surface-mounting Push-button street panels IK10 One-family kit comprising: - one SPRINT L2 internal unit. Equipped with 2 push-buttons: 1 for door lock release and 1 to be configured for auxiliary functions (staircase lighting control, street panel activation, call to the switchboard...) - one LINEA 2000 push-button street panel - 1 call
1	BT-366821	Two-family kit comprising: - two SPRINT L2 internal units. Equipped with 2 push-buttons: 1 for door lock release and 1 to be configured for auxiliary functions (staircase lighting control, street panel activation, call to the switchboard...) - one LINEA 2000 push-button street panel - 2 calls

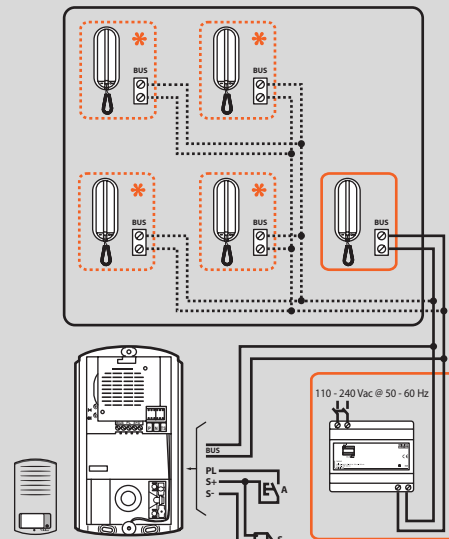
Expandable kits

wiring diagrams

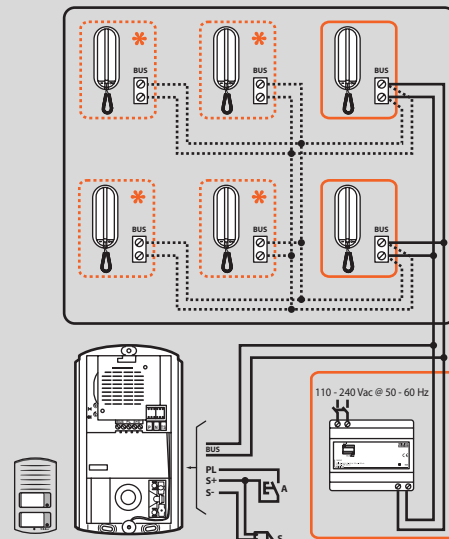
2-wire audio kit Cat.No BT-364211



2-wire audio kit Cat.No BT-366811




2-wire audio kit Cat.No BT-366821




2-WIRE

THE EASIEST SYSTEM



- 2-wire BUS technology
- Easy installation and error-proof connection thanks to the 2 non-polarized wires
- High level of versatility through a wide range of functionalities, from basic to advanced

2 NON-POLARIZED WIRES FOR ALL THE SYSTEM





MAIN FEATURES:

- Possibility to use existing cables when refurbishing systems
- Based on a non-polarized 2-wire technology
- Possibility to install a door entry system already preset for future conversion into a video system
- Can be integrated and combined with MyHOME automation system applications
- Can be aesthetically integrated with Legrand and BTicino residential ranges



LINEA 2000 METAL
street panel



CLASSE 100 V12B
internal unit



SFERA
street panel

■ **Usage up to:**

3900	Apartments
3900	Apartments video street panels
39	Risers with independent sound mode
5	Handsets per apartment
600m	Distance between street panel and farthest internal unit


→ **D45 system** see page **42**

2-WIRE SYSTEM OVERVIEW

STREET PANELS

Choose from modular, monobloc and vandal-resistant street panels in a variety of styles and finishes, and combine them with any internal unit (see opposite).

VIDEO



Sfera / Sfera Robur. Page 22-25



Linea 300. Page 31

Linea 2000 Metal. Page 31

AUDIO



Sfera / Sfera Robur. Page 22-25

Sfera / Sfera Robur.
Page 22-25



Linea 2000.
Page 31

Linea 100. Page 31


INTERNAL UNITS FOR ANY STREET PANEL

From audio and video handsets with simple door entry functions through to multimedia touch screens integrated with building automation systems, select the perfectly adapted internal unit to meet your specific needs and combine it with any street panel!

VIDEO



Classe 300. Page 33



Classe 100. Page 33


WITH HOME AUTOMATION INTEGRATION



MyHOME screen 10"
Page 35



Axolute. Page 35




Arteor. Page 36



Livinglight. Page 36

TELEPHONY AND HOME AUTOMATION



Iryde. Page 35

AUDIO



Classe 100. Page 34



Sprint L2. Page 34



SFERA

SFERA ROBUR

TWO STYLES

ONE ELECTRONIC HEART

2-wire simplicity, maximum performance

Exceptional audio and video performance as well as fast and simple installation can be achieved with 2-wire Plug&Play technology

- Up to 3,900 dwellings
- 20 handsets per dwelling
- Up to 96 video street panels
- Operable range of 600m between street panel and internal unit

2 DESIGNS

SFERA

A modern and sleek design suitable for residential and commercial developments.



Audio or video pushbutton street panel

Call from address book

SFERA ROBUR

Sturdy materials and optional flush-mounting boxes providing increased safety and preventing removal of the device



Audio or video pushbutton street panel

Digital call



12 FUNCTIONS

TRADITIONAL



Basic speaker module

Speaker module

Audio/video module

4 push-button module



8 push-button module

Nameplate module

Graphic display module

ADVANCED




Audio/video wide-angle camera module

Night/day wide-angle camera module

Inductive loop and control speech synthesis module

DOOR LOCK RELEASE



Keypad module

Badge reader module

2-wire system


SFERA digital function modules




BT-351100




BT-351300



BT-352100



BT-352500



BT-352700

Plates and accessories, see **p. 22-25**

Modules to be equipped with a surround plate

Pack	Cat.Nos	Audio modules	Pack	Cat.Nos	Additional modules for calling functions
1	BT-351000	Fitted with loudspeaker and microphone volume adjustment buttons Manage up to 100 push-button calls when using additional double row push-button modules (see opposite)			Push-button modules To be used with speaker modules Cat.Nos BT-351000 / BT-351100 and audio/video modules Cat.Nos BT-351200 / BT-351300 Connection using supplied cable Backlighting of nameplates controlled by the combined speaker or audio/video module
1	BT-351100	Speaker module for audio systems Must be manually configured	1	BT-352000	4-push-button module / single row
		Speaker module for audio and video systems Preset for additional power supply Fitted with front LEDs for the notification of the operating status: door lock release, communication active, put call through, system busy Integrated optic sensor provides backlight for night visibility Device can be configured either manually or via PC and TiSferaDesign software	1	BT-352100	8-push-button module / double row
			1	BT-354000	Cable for connecting several push-button modules
			1	BT-352500	Graphic display module To be used with speaker module Cat.No BT-351100 or with audio/video modules Cat.Nos BT-351200 / BT-351300 Can operate in two modes: call from address book or digital call Stores up to 4,000 names When used with the keypad module Cat.No BT-353000 (see opposite), it allows : - direct calls to apartments by entering the number corresponding to the resident - digital calls by entering the numerical code Can be configured either manually or via PC and TiSferaDesign software (available on www.homesystems-legrandgroup.com , free downloading) Connection to combined modules using supplied cable
		Video modules For colour video systems Colour camera with 1/3" sensor and LEDs for the lighting of the field of view Mist prevention / heating resistance			Additional modules for door opening functions Fitted with: - relay contacts and clamps for connection of a local door lock release push-button - programming reset push-button and LEDs for visual notification of access status - LEDs for night backlighting May also be used as stand alone units with independent power supply and operation Can be configured either manually or via PC and TiSferaDesign software (available on www.homesystems-legrandgroup.com , free downloading) Connection to combined modules using supplied cable
1	BT-351200	Colour camera modules Fitted with loudspeaker and microphone volume adjustment buttons Manage up to 98 push-button calls using additional double row push-button modules (see opposite) Preset for additional power supply Front LEDs display notification of operating status: door lock release, communication active, put call through, system busy Integrated optic sensor provides backlight for night visibility Can be configured either manually or via PC and TiSferaDesign software			
1	BT-351300	For standard angle viewing: - horizontal: 92° (105 cm wide view) at 50 cm distance - vertical: 60° (60 cm high view) at 50 cm distance Horizontal and vertical camera position adjustment: +/- 10° in both directions			
1	BT-352400	For wide angle viewing: - horizontal: 135° angle (240 cm wide view) at 50 cm distance - vertical: 96° angle (115 cm high view) at 50 cm distance			
1	BT-352400	Night & Day camera module For wide angle viewing: - horizontal: 135° angle (240 cm wide view) at 50 cm distance - vertical: 96° angle (115 cm high view) at 50 cm distance 1/3" sensor with Night & Day function and automatic removal of the IR filter Automatic brightness adjustment Connection to the speaker module Cat.No BT-351100 using supplied cable	1	BT-353000	Keypad module For door lock release or digital call to an apartment (with display module Cat.No BT-352500) Numerical code can be programmed to open door lock using keypad or using a PC (after downloading the module programming file)



Technical information, see
www.homesystems-legrandgroup.com

2-wire system

SFERA digital function modules (continued)



BT-353000



BT-353200

 Plates and accessories, see **p. 22-25**

Modules to be equipped with a surround plate

Pack	Cat.Nos	Additional modules for door opening functions (continued)
1	BT-353200	<p>RFID badge reader module For door lock release by swiping of badge Manages up to 20000 badges Badges can be programmed from the module itself or using a PC after downloading the module programming file</p>
1	BT-352700	<p>Additional module for improved usability Inductive loop and control speech synthesis module To be used with speaker module Cat.No BT-351100 or with audio /video modules Cat.Nos BT-351200 / BT-351300 Enables use by people wearing hearing aids (fitted with T selector) or by blind people via voice message synthesis (call active, call ended, no answer, busy, door open) Can be configured either manually or via PC and TiSferaDesign software (available on www.homesystems-legrandgroup.com, free downloading) Connection to combined modules using supplied cable</p>
1	BT-352200	<p>Additional nameplate module For displaying the house number or other notifications (e.g.: legend for calls using digital push-button street panels, opening/ closing times, etc.). Connection using supplied cable Night backlighting controlled by the combined speaker module Cat.Nos BT-351000/BT-351100) or audio/video module (Cat.No BT-351200)</p>


 Technical information, see www.homesystems-legrandgroup.com

SFERA 2-WIRE SYSTEM

Simplicity and efficiency in one system

EASE OF CONFIGURATION AND MAINTENANCE

■ SFERA



1 Remove the two socket screws



2 Open the door



3 Loosen the clips and slip off the front plate




4 Access PC configuration and adjustment

■ SFERA^{ROBUR}




1 Remove the 4 screws using the appropriate tool



2 Remove the surround plate




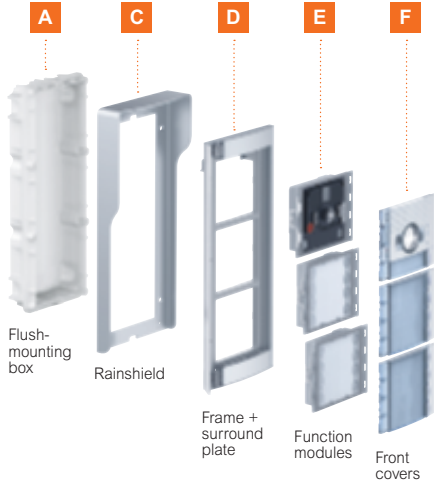





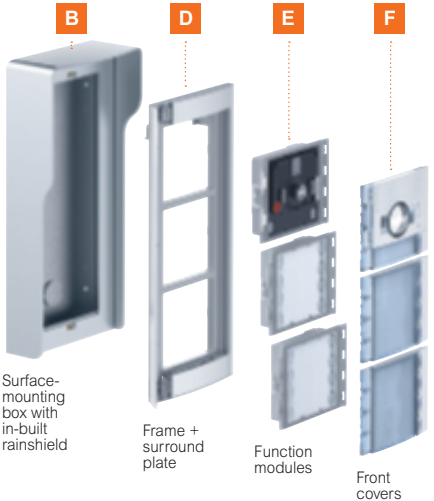


3 Loosen the clips and slip off the front plate










































4 Access PC configuration and adjustment

2-wire system

SFERA installation accessories - Examples to select parts of the system

FINISHES	INSTALLATION TYPE	FLUSH-MOUNTING BOXES		RAINSHIELDS (OPTIONAL)		FRAMES/PLATES	
		Cat.Nos	Pack	Cat.Nos	Pack	Cat.Nos	Pack
<p>All metal (silver)</p>  <p>1</p>	<p>FLUSH-MOUNTING INSTALLATION</p> 	<p>A</p>  <p>BT-350010 1 module</p>		<p>C</p>  <p>BT-35051.. 1 module BT-35054.. 4 modules</p>		<p>D</p>  <p>BT-35021.. 1 module</p>	
		<p>BT-350020 2 modules</p>		<p>BT-35052.. 2 modules BT-352500 6 modules</p>		<p>BT-35022.. 2 modules</p>	
		<p>BT-350030 3 modules</p>		<p>BT-35053.. 3 modules BT-35059.. 9 modules</p>		<p>BT-35023.. 3 modules</p>	
<p>All white (white)</p>  <p>2</p>	<p>FLUSH-MOUNTING INSTALLATION</p>	<p>BT-350010 1 module</p>		<p>BT-35051.. 1 module BT-35054.. 4 modules</p>		<p>BT-35021.. 1 module</p>	
		<p>BT-350020 2 modules</p>		<p>BT-35052.. 2 modules BT-352500 6 modules</p>		<p>BT-35022.. 2 modules</p>	
		<p>BT-350030 3 modules</p>		<p>BT-35053.. 3 modules BT-35059.. 9 modules</p>		<p>BT-35023.. 3 modules</p>	
<p>All street (grey)</p>  <p>3</p>	<p>FLUSH-MOUNTING INSTALLATION</p>	<p>BT-350010 1 module</p>		<p>BT-35051.. 1 module BT-35054.. 4 modules</p>		<p>BT-35021.. 1 module</p>	
		<p>BT-350020 2 modules</p>		<p>BT-35052.. 2 modules BT-352500 6 modules</p>		<p>BT-35022.. 2 modules</p>	
		<p>BT-350030 3 modules</p>		<p>BT-35053.. 3 modules BT-35059.. 9 modules</p>		<p>BT-35023.. 3 modules</p>	
	INSTALLATION TYPE	SURFACE-MOUNTING BOXES		FRAMES/PLATES			
	SURFACE-MOUNTING INSTALLATION	Cat.Nos		Pack	Cat.Nos	Pack	
	<p>B</p> 	<p>B</p>  <p>BT-35061.. 1 module</p>		<p>BT-35064.. 4 modules</p>	<p>D</p>  <p>BT-35021.. 1 module</p>		
		<p>BT-35062.. 2 modules</p>		<p>BT-35066.. 6 modules</p>	<p>BT-35022.. 2 modules</p>		
		<p>BT-35063.. 3 modules</p>		<p>BT-35069.. 9 modules</p>	<p>BT-35023.. 3 modules</p>		


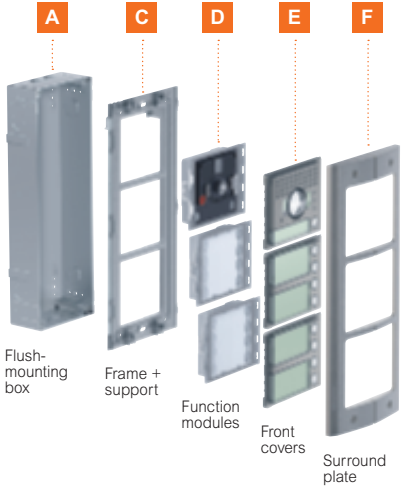









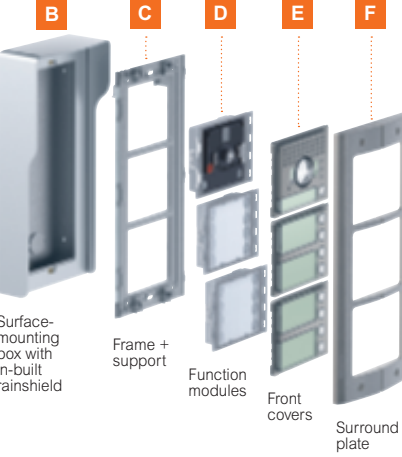












CHOOSE YOUR FINISH: Replace the dots in the Cat. No. with either 1, 2, or 3 to select the desired finish




































		DIGITAL FUNCTION MODULES		FRONT COVERS									
		Cat.Nos	Pack	Cat.Nos					Pack				
Speakers	E	 BT-35 1000 Basic speaker module	1	F Audio front covers					1				
				 BT-35100.. Basic speaker module	 BT-35101.. Basic speaker module 1 push-button	 BT-35102.. Basic speaker module 2 push-buttons	 BT-35104.. Basic speaker module 2 push-buttons/double row	 BT-35108.. Basic speaker module 4 push-buttons/double row					
Speakers	E	 BT-351100 Speaker module	1	 BT-35110.. Speaker module	 BT-35111.. Speaker module 1 push-button	 BT-35112.. Speaker module 2 push-buttons	 BT-35114.. Speaker module 2 push-buttons/double row	 BT-35118.. Speaker module 4 push-buttons/double row	1				
				Push-buttons	E	 BT-352000 4 push-buttons/ single row	1	 BT-35203.. 2 push-buttons	 BT-35204.. 4 push-buttons				1
Push-buttons	E	 BT-352100 8 push-buttons/ double row	1					 BT-35216.. 6 push-buttons/ double row	 BT-35218.. 8 push-buttons/ double row				1
				Cameras	E	 BT-351200 Audio/video	1	 BT-35120.. Audio/video	 BT-35121.. Audio/video 1 push-button	 BT-35122.. Audio/video 2 push-buttons/double row			
Cameras	E	 BT-351300 Audio/video with wide angle camera	1					 BT-35130.. Audio/video wide angle	 BT-35131.. Audio/video wide angle 1 push-button	 BT-35131.. Audio/video wide angle 2 push-buttons / double row	 BT-354000 Cable for the connection or several push-button modules L= 620 mm		
								Cameras	E	 BT-352400 Night/day with wide angle camera			1
Miscellaneous	E	 BT-352500 Name plate	1	F Miscellaneous front covers							1		
				Miscellaneous	E	 BT-352500 Graphic display	1	 BT-35220.. Name plate				1	
								Miscellaneous	E	 BT-352700 Inductive loop and control speech synthesis		1	 BT-35250.. Graphic display
				Miscellaneous	E	 BT-353200 Badge reader	1						 BT-35270.. Inductive loop-speech synthesis
								Miscellaneous	E	 BT-353000 Keypad		1	 BT-35320.. Badge reader
Miscellaneous	E	 BT-353000 Keypad	1	 BT-35300.. Keypad							1		

CHOOSE YOUR FINISH: Replace the dots in the Cat. No. with either 1, 2, or 3 to select the desired finish

2-wire system

SFERA^{ROBUR} vandal-resistant installation accessories - Examples to select parts of the system

FINISHES	INSTALLATION TYPE	FLUSH-MOUNTING BOXES		SUPPORT FRAMES		FRAMES/PLATES	
	FLUSH-MOUNTING INSTALLATION	Cat.Nos	Pack	Cat.Nos	Pack	Cat.Nos	Pack
<p>Vandal-resistant (ROBUR)</p> 	 <p>Flush-mounting box</p> <p>Frame + support</p> <p>Function modules</p> <p>Front covers</p> <p>Surround plate</p>	<p>A</p>  <p>BT-350110 1 module</p>  <p>BT-350120 2 modules</p>  <p>BT-350130 3 modules</p>	1	<p>C</p>  <p>BT-350315 1 module</p>  <p>BT-350325 2 modules</p>  <p>BT-350335 3 modules</p>	1	<p>D</p>  <p>BT-350415 1 module</p>  <p>BT-350425 2 modules</p>  <p>BT-350435 3 modules</p>	1
	INSTALLATION TYPE	SURFACE-MOUNTING BOXES		SUPPORT FRAMES		FRAMES/PLATES	
	SURFACE-MOUNTING INSTALLATION	Cat.Nos	Pack	Cat.Nos	Pack	Cat.Nos	Pack
	 <p>Surface-mounting box with in-built rainshield</p> <p>Frame + support</p> <p>Function modules</p> <p>Front covers</p> <p>Surround plate</p>	<p>B</p>  <p>BT-35061.. 1 module</p>  <p>BT-35064.. 4 modules</p>  <p>BT-35062.. 2 modules</p>  <p>BT-35066.. 6 modules</p>  <p>BT-35063.. 3 modules</p>  <p>BT-35069.. 9 modules</p>	1	<p>C</p>  <p>BT-350315 1 module</p>  <p>BT-350325 2 modules</p>  <p>BT-350335 3 modules</p>	1	<p>D</p>  <p>BT-350415 1 module</p>  <p>BT-350425 2 modules</p>  <p>BT-350435 3 modules</p>	1

		DIGITAL FUNCTION MODULES		FRONT COVERS							
		Cat.Nos	Pack	Cat.Nos					Pack		
Speakers	E	 BT-351000 Basic speaker module	1	F Audio front covers							
		 BT-351100 Speaker module	1	 BT-351005 Basic speaker module	 BT-351015 Basic speaker module 1 push-button	 BT-351025 Basic speaker module 2 push-buttons	 BT-351045 Basic speaker module 2 push-buttons/double row	 BT-351085 Basic speaker module 4 push-buttons/double row	1		
Push-buttons	E	 BT-352000 4 push-buttons/ single row	1	 BT-352035 2 push-buttons	 BT-352045 4 push-buttons				1		
		 BT-352100 8 push-buttons/ double row	1	 BT-352165 6 push-buttons/ double row	 BT-352185 8 push-buttons/ double row				1		
	E	F Video front covers	 BT-351200 Audio/video	1	 BT-351205 Audio/video	 BT-351215 Audio/video 1 push-button	 BT-351225 Audio/video 2 push- buttons / double row				1
			 BT-351300 Audio/video with wide angle camera	1	 BT-351305 Audio/video wide angle	 BT-351315 Audio/video wide angle 1 push-button	 BT-351315 Audio/video wide angle 2 push-buttons / double row				 BT-354000 Cable for the connection or several push-button modules L= 620 mm
 BT-352400 Night/day with wide angle camera			1	 BT-352405 Night/day with wide angle camera						1	
Miscellaneous	E	F Miscellaneous front covers	 BT-352500 Name plate	1	 BT-352205 Name plate				1		
			 BT-352500 Graphic display	1	 BT-352505 Graphic display				1		
			 BT-352700 Inductive loop and control speech synthesis	1	 BT-352705 Inductive loop- speech synthesis				 BT-352305 Blanking reader	1	
			 BT-353200 Badge reader	1	 BT-353205 Badge reader					1	
			 BT-353000 Keypad	1	 BT-353005 Keypad					1	

2-wire system

SFERA audio street panels - examples of composition with speaker module Cat.No BT-351100

		FLUSH-MOUNTING BOXES			FRAME + SURROUND PLATE			ELECTRONIC MODULES		
	Cat.Nos	BT-350010	BT-350020	BT-350030	BT-35021..	BT-35022..	BT-35023..	BT-351100	BT-352000	BT-352100
	No. of calls									
Push-buttons on single row	1	1			1			1		
	2	1			1			1		
	3		1			1		1	1	
	4		1			1		1	1	
	5		1			1		1	1	
	6		1			1		1	1	
	7			1			1	1	2	
	8			1			1	1	2	
	9			1			1	1	2	
	10			1			1	1	2	
Push-buttons on double row	11		1			1		1		1
	12		1			1		1		1
	13			1			1	1		2
	14			1			1	1		2
	15			1			1	1		2
	16			1			1	1		2
	17			1			1	1		2
	18			1			1	1		2
	19			1			1	1		2
	20			1			1	1		2

(*) The speaker module is also available in the basic version (Cat.No BT-351000), with appropriate front covers

NOTE: the double push-button row solution makes it possible to install systems with up to 20 call push-buttons using only one box

Digital call audio composition with graphic display module Cat.No BT-352500 and keypad module Cat.No BT-353000

		FLUSH-MOUNTING BOXES		FRAME + SURROUND PLATE		ELECTRONIC MODULES		
	Cat.Nos	BT-350020	BT-350030	BT-35022..	BT-35023..	BT-351100	BT-352500	BT-353000
	Without keypad	1		1		1	1	
	With keypad		1		1	1	1	1

NOTE: the graphic display module Cat.No BT-352500 provides storage for up to 4000 residents names

AUDIO + PUSH-BUTTON CALL FRONT COVERS


	BT-35110..	BT-35111..	BT-35112..	BT-35203..	BT-35204..	BT-35114..	BT-35118..	BT-35216..	BT-35218..
		1							
			1						
	1			1					
	1				1				
		1			1				
			1		1				
	1			1	1				
	1				2				
		1			2				
			1		2				
							1		1
							1		1
	1							1	1
	1							1	1
	1								2
	1								2
						1			2
						1			2
							1		2
							1		2

FRONT COVERS

	BT-35110..	BT-35250..	BT-35300..
		1	
	1		
	1	1	
	1	1	1

KEYPAD COLOUR RANGE

Replace the dots in the Cat.No with the number corresponding to the desired colour



WARNING

- Add to the system composition any configurators needed
- Installation also possible using surface-mounting boxes
- 1 to 9-module rainshields are available on request
- The shown compositions are examples: other compositions can be considered depending on needs

2-wire system

SFERA audio street panels - examples of composition with Night&Day camera module Cat.No BT-352400

		FLUSH-MOUNTING BOXES		FRAME + SURROUND PLATE		ELECTRONIC MODULES			
Cat.Nos		BT-350020	BT-350030	BT-35022..	BT-35023..	BT-352400	BT-351100	BT-352000	BT-352100
No. of calls									
Push-buttons on single row	1	1		1		1	1		
	2	1		1		1	1		
	3		1		1	1	1	1	
	4		1		1	1	1	1	
	5		1		1	1	1	1	
	6		1		1	1	1	1	
Push-buttons on double row	7		1		1	1	1		1
	8		1		1	1	1		1
	9		1		1	1	1		1
	10		1		1	1	1		1
	11		1		1	1	1		1
	12		1		1	1	1		1
	13	2		2		1	1		2
	14	2		2		1	1		2
	15	2		2		1	1		2
	16	2		2		1	1		2
	17	2		2		1	1		2
	18	2		2		1	1		2
	19	2		2		1	1		2
	20	2		2		1	1		2

For the connection of modules installed side by side, cable Cat.No BT-354000 (L=620 mm) must be used

Digital call video composition with graphic display module Cat.No BT-352500 and keypad module Cat.No BT-353000

		FLUSH-MOUNTING BOXES		FRAME + SURROUND PLATE		ELECTRONIC MODULES			
Cat.Nos		BT-350030	BT-350010	BT-35023..	BT-35021..	BT-352400	BT-351100	BT-352500	BT-353000
without keypad		1		1		1	1	1	
with keypad		1	1	1	1	1	1	1	1

NOTE: the graphic display module Cat.No BT-352500 provides storage for up to 4000 residents names.

CAMERA + AUDIO PUSH-BUTTON FRONT COVERS


	BT-35240..	BT-35110..	BT-35111..	BT-35112..	BT-35203..	BT-35204..	BT-35114..	BT-35118..	BT-35216..	BT-35218..
1			1							
1				1						
1	1				1					
1	1	1				1				
1				1	1					
1				1		1				
1	1	1								1
1	1	1								1
1							1			1
1							1			1
1								1		1
1	1	1							1	1
1	1	1							1	1
1	1	1								2
1	1	1								2
1							1			2
1							1			2
1								1		2
1								1		2

FRONT COVERS

	BT-35240..	BT-35110..	BT-35250..	BT-35300..
1			1	
1	1	1		1

KEYPAD COLOUR RANGE

Replace the dots in the Cat.No with the number corresponding to the desired colour

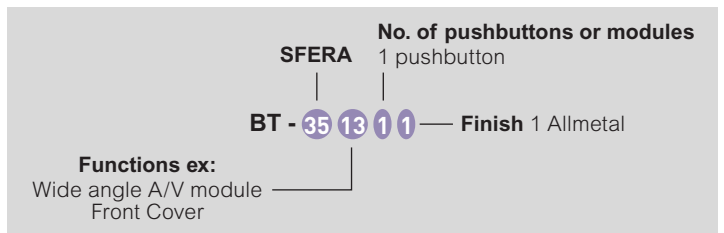


WARNING

- Add to the system composition any configurators needed
- Installation also possible using surface-mounting boxes
- 1 to 9-module rainshields are available on request
- The shown compositions are examples: other compositions can be considered depending on needs

2-wire system

understanding the code



	PRODUCTS CONCERNED	#	MEANING
1st AND 2nd DIGITS	All products	35	Sfera range product
3rd AND 4th DIGITS	All products	00	Sfera flush-mounting box
		01	Sfera Robur flush-mounting box
		02	Sfera frame/plate
		03	Sfera Robur support frame
		04	Sfera Robur surround plate
		05	Sfera rainshield
		06	Surface-mounting box
		10	Speaker module or front cover for audio systems
		11	Speaker module or front cover for audio and video systems
		12	Audio/video module or front cover
		13	Audio/video wide angle module or front cover
		20	4-pushbutton / single row speaker module or front cover
		21	8-pushbutton / double row speaker module or front cover
		22	Nameplate module or front cover
		23	Blanking module
		24	Night & Day wide angle camera module or front cover
		25	Graphic display module or front cover
27	Inductive loop and control speech synthesis module or front cover		
30	Keypad module or front cover		
32	RFID badge reader module or front cover		
40	Accessory		
5th DIGIT	Electronic modules, blanking module and accessory	0	-
	Flush-mounting boxes, surface-mounting boxes, rainshields, support frames and frames/plates	1	1 module
		2	2 modules
		3	3 modules
		4	4 modules
		6	6 modules
		8	8 modules
		9	9 modules
	Front covers	0	0 pushbutton
		1	1 pushbutton
		2	2 pushbuttons
		3	3 pushbuttons
		4	4 pushbuttons
6		6 pushbuttons	
8		8 pushbuttons	
6th DIGIT	All products	0	No finish
		1	Allmetal
		2	Allwhite
		3	Allstreet
		5	Robur

2-wire system

LINEA 300, LINEA 2000 METAL colour video street panels



BT-308002



BT-308015



BT-343002

2-wire system

LINEA 2000 METAL, LINEA 2000, LINEA 100 audio street panels



BT-342972



BT-342941



BT-343100

IP 44 / IK 07 monobloc street panels

Pack	Cat.Nos	LINEA 300 push-button street panels
		Flush-mounting panels Vandal-resistant panels composed of a flush-mounting box, a frame, a colour video and audio electronic module, pre-wired push-button modules Presetting for the mounting of transponder reader or key switch Backlit call keys Visual and sound notifications of the communication status for: call active, system busy, door lock status Aluminium Alloy 5052 or Stainless steel finish AISI 304 Can be surface-mounted using surface-mounting boxes (see below)
		Alu
1	BT-308001	For 2 and 4 calls
1	BT-308002	For up to 8 calls
1	BT-308003	For up to 12 calls
1	BT-308004	For up to 20 calls
1	BT-308005	For up to 32 calls
		Stainless Steel
1	BT-308011	For 2 and 4 calls
1	BT-308012	For up to 8 calls
1	BT-308013	For up to 12 calls
1	BT-308014	For up to 20 calls
1	BT-308015	For up to 32 calls
		Surface-mounting boxes for aluminium and stainless steel panels
1	BT-308021	For Cat.Nos BT-308001 and BT-308011
1	BT-308022	For Cat.Nos BT-308002 and BT-308012
1	BT-308023	For Cat.Nos BT-308003 and BT-308013
1	BT-308024	For Cat.Nos BT-308004 and BT-308014
1	BT-308025	For Cat.Nos BT-308005 and BT-308015

Pack	Cat.Nos	LINEA 2000 METAL push-button street panels
		With white LEDs for the illumination of the viewing field in low light conditions. Communication status audible - light signals for: call active, system busy, door lock release Nameplate lit by blue LED Zamak front cover
		Surface-mounting
1	BT-342991	With 1 call push-button
1	BT-342992	With 2 call push-buttons
		Flush-mounting
1	BT-343001	With 1 call push-button
1	BT-343002	With 2 call push-buttons

Monobloc street panels
Surface-mounting installation

Pack	Cat.Nos	LINEA 2000 METAL push-button street panels
		IP 54 / IK 10 panels for one-family and two-family systems Can be installed on gate-post Nameplate lit by blue LED Zamak front cover
1	BT-342971	With 1 call push-button
1	BT-342972	With 2 call push-buttons
		LINEA 2000 push-button street panels
		IP 54 / IK 07 panels Can be installed on gate-post Nameplate lit by green LED Aluminium front cover
1	BT-342911	With 1 call push-button
1	BT-342921	With 2 call push-buttons
1	BT-342931	With 3 call push-buttons
1	BT-342941	With 4 call push-buttons
		LINEA 100 digital and push-buttons street panels
		Fitted with internal contact (C - NO - NC) for the connection of an electrical door lock or an external actuator (for the powering of the electrical door lock, use auxiliary transformer Cat.No BT-336482) Connections (PL) for a local door lock release push-button
1	BT-343100	Digital street panel Manages up to 4000 internal unit addresses (from 0 to 3999), as well as the direct call to the 2-wire switchboard Consists of a push-button panel with 16 keys and a digital display showing the operating status Using previously saved numerical (SCS addresses) or alphanumeric (logical addresses) codes, it is possible to call the internal units, and for the residents to release the door lock using a dedicated numerical code
1	BT-343101	Push-button street panel with 4 call push-buttons
1	BT-343102	Push-button street panel with 8 call push-buttons



Technical information, see
www.homesystems-legrandgroup.com



Classe 300 | A style choice

V13E



Light and dark finishes LCD 7" Touch Screen display graphic user interface

V13M



Light finish with call memory

CLASSE 100

Classe 100 | Versatility, essential and refined design, ensure maximum freedom

V12B



The ideal solution for specifications: simple, compact, essential

X12B



The solution that also provides monitoring of energy consumptions

A12B



The audio solution with hands-free advantages

A12C and A12M



The audio solution with handset

MAXIMUM INSTALLATION FLEXIBILITY

WALL-MOUNTING



The standard installation already supplied.

FLUSH-MOUNTING



The installation for the thinnest profile: only 9 mm

TABLE-TOP INSTALLATION (DESKTOP)



The type of installation for those situations when a table-top solution is required.

WITH TILTING DISPLAY



Wall-mounting or flush-mounting installation for the optimisation of the viewing angle of the display in any installation situation.

2-wire system

Class 300 and Class 100 video internal units




BT-344622



BT-344613



BT-344502



BT-344522



BT-344602

Pack	Cat.Nos	Class 300 video internal units
1	BT-344622	<p>CLASSE 300V13M video internal unit 2-wire light finish hands-free colour video door entry internal unit with teleloop and call audio video memory.. Suitable for installation types: wallmounting and table-top. With a 7" LCD touch screen display Capacity keys for: door lock release, hands-free connection, entrance panel activation and quick action key (programmable with the most used functions) LED signalling for: call exclusion, notification of messages and memo. Access to adjustment and functions by touch screen display. 16 different pre-programmed ring tones</p> <p>CLASSE 300V13E video internal units 2-wire hands-free colour video internal units with teleloop.. Suitable for installation types : wallmounting and table-top. With a 7" LCD touch screen display Capacity keys for: door lock release, hands-free connection, entrance panel activation and quick action key (programmable with the most used functions) LED signalling for: call exclusion, notification and memo. Access to adjustment and functions by touch screen display. 16 different pre-programmed</p>
1	BT-344612	light finish
1	BT-344613	dark finish
Class 300 accessories		
1	BT-344632	Table-top installation accessory allows table-top installation of all Classe 300 internal units
1	BT-336803	8-ways cable with connector for table-top installation
Class 100 video internal units		
1	BT-344522	<p>CLASSE 100V12E video internal unit 2-wire hands-free colour video door entry internal unit with teleloop; depending on accessories used, this unit is suitable for a variety of installation types, e.g. wallmounting, flush-mounting, table-top, with handset, tilting wall- and flush-mounting systems With a 4.3" (16:9) LCD colour display Pushbuttons for: street panel/cycling activation, doorlock release, stairway lighting control, hands-free connection, plus 4 configurable keys Depending on the configurators enabled for (M), the 4 configurable keys perform different functions (e.g.intercom, additional locking, general activities) LED signalling for: call exclusion, door status and connection with street panel. Option to adjust: speaker and ringer volumes (with call exclusion), colour, display contrast and brightness, via arrow keys (if menu can be accessed using dedicated keys) 16 different pre-programmed ring tones</p>

Pack	Cat.Nos	Class 100 video internal units (continued)
1	BT-344602	<p>CLASSE 100X12B video internal unit 2-wire hands-free colour video door entry system with teleloop; depending on accessories used, this unit is suitable for a variety of installation types, e.g. wall-mounting, flush-mounting, table-mounting, with handset, tilting wall and flush-mounting systems Integrated Energy Management system, to allow monitoring and display energy consumption in graphical format 4.3" (16:9) LCD colour display and OSD menu Pushbuttons included: street panel/ cycling activation, door lock release, stairway lighting control, hands-free connection, and energy consumption display Storing of messages from the 2-wire porter switchboard LED signalling for: call exclusion, door status, connection with street panel, and new message alerts Option to adjust: speaker and ringer volumes (with call exclusion), colour, display contrast and brightness, via arrow keys (if menu can be accessed using dedicated keys) 16 different pre-programmed ring tones</p> <p>CLASSE 100V12B video internal units 2-wire, hands-free, colour video door entry unit for wall-mounting or table-top installation (support required to be ordered separately) With a 3.5" LCD colour display. 4 push-buttons for: street panel/ cycling activation, door lock release, stairway lighting control and hands-free connection LED signalling for: call exclusion, door status and connection with street panel. Separate controls for: ringer volume (with call exclusion), loudspeaker volume, display colour and brightness 16 different pre-programmed ring tones</p>
1	BT-344502	without inductive loop (teleloop)
1	BT-344512	with inductive loop (teleloop)
Class 100 accessories		
1	BT-344572	Flush-mounting accessory Flush-mounting box and bracket for video door entry system Classe 100, V12E (Cat.No BT-344522) and X12B (Cat.No BT-344602)
Tilting accessories		
1	BT-344562	Allow the user to tilt the device, adapting the display to different lines of vision (e.g. for use of devices installed at a lower height by people with disabilities) For flush-mounting video door entry system Classe 100, V12E (Cat.No BT-344522) and X12B (Cat.No BT-344602) Including flush-mounting box and moveable bracket
1	BT-344592	For wall-mounting video door entry system Classe 100, V12E (Cat.No BT-344522) and X12B (Cat.No BT-344602) Including moveable wall bracket
1	BT-344552	Table-top installation accessory Allows table-top installation of all Classe 100 internal units
1	BT-344582	Handset installation accessory For wall-mounting or table-top installation with handset at the side (support to be ordered separately) for Classe 100V12E (BT-344522), and Classe 100X12B (BT-344602) video internal units Supplied with the basic support included for the housing and the wall-mounting of the video internal unit and the integrated audio handset Table-top installation with 2 accessories Cat.No BT-344552, separate order

2-wire system

Classe 100 audio internal units



BT-344252



BT-344262



BT-344242

Pack	Cat.Nos	Classe 100 audio internal units
		2-wire hands-free door entry system for wall-mounting or table-top installation (support required to be ordered separately) Supplied with a dedicated bracket for wall-mounting Device must be configured
1	BT-344252	Classe 100 A12B audio internal unit 4 pushbuttons for: street panel/cycling activation, door lock release, stairway lighting control and hands-free connection LED signalling for: call blocking, door status and connection with street panel. Separate controls for: ringer volume (with call blocking) and loudspeaker volume 16 different pre-programmed ring tones
1	BT-344262	Classe 100 A12C audio internal unit 3 pushbuttons for: street panel/cycling activation, door lock release, and stairway lighting control LED signalling for: call blocking, door status and connection with street panel. Ringer volume (with call blocking) can be adjusted via the dedicated selector 16 different pre-programmed ring tones
1	BT-344272	Classe 100 A12M audio internal unit 3 pushbuttons for: automatic switch-on/cycling, door lock release, stairway lighting control and 4 configurable keys Depending on the configurators enabled for (M), the 4 configurable keys perform different functions (e.g. intercom, additional locking, general activities) LED signalling for: call blocking, door status and connection with street panel. Ringer volume (with call blocking) can be adjusted via the dedicated selector 16 different pre-programmed ring tones

Pack	Cat.Nos	Accessories
1	BT-344572	Flush-mounting accessory Flush-mounting box and bracket for video door entry system Classe 100, V12E (Cat.No BT-344522) and X12B (Cat.No BT-344602)
1	BT-344562	Tilting accessories Allow the user to tilt the device, adapting the display to different lines of vision (e.g. for use of devices installed at a lower height by people with disabilities)
1	BT-344592	For flush-mounting video door entry system Classe 100, V12E (Cat.No BT-344522) and X12B (Cat.No BT-344602) Including flush-mounting box and moveable bracket For wall-mounting video door entry system Classe 100, V12E (Cat.No BT-344522) and X12B (Cat.No BT-344602) Including moveable wall bracket
1	BT-344552	Table-top installation accessory Allows table-top installation of all Classe 100 units
1	BT-344582	Handset installation accessory For wall-mounting or table-top installation with handset at the side (support to be ordered separately) for Classe 100V12E (BT-344522), and Classe 100X12B (BT-344602) video internal units Device can be used to communicate in both ways: handset or hands-free mode Supplied with the basic support included for the housing and the wall-mounting of the video internal unit and the integrated audio handset Table-top installation with 2 accessories Cat.No BT-344552, separate order
1	BT-344242	Sprint L2 audio internal unit 2-wire audio handset for audio systems and mixed audio /video systems. Wall-mounting installation, no accessories With door lock release key and auxiliary functions key (that can be configured). Ringtone volume adjustable on 3 levels. White

2-wire system


Home automation and wiring devices integration



LG-067267



BT-345020



BT-345021



BT-349313



BT-349319



BT-349340



BT-349241



BT-349242

Pack	Cat.Nos	MyHOME screen 10''
1	LG-067267	<p>Touch Screen control terminal with LCD 16/9 10'' display and new graphic interface for wall mounting installation In addition to the video door entry and the CCTV functions, when integrated with MyHOME home automation systems it becomes an actual control terminal for the home Thanks to the advanced graphic interface, it is possible to control and monitor all the home automation functions, as well as offering navigation by room. Manages multimedia contents (Ethernet, USB, SD Card), and the WEB Browser Possibility of customising the backgrounds Wall installation with flush-mounting box BT-506E NO finishing surround plate required</p>
1	LG-067268	<p>● Black ○ White</p>
1	BT-345020	<p>Iryde touch phone Video displays Hands-free touch screen video handset with 4.3" LCD colour display, backlit keypad, navigation menu customisable using the PC Combines the video door entry and the telephone functions, and provides interaction with the MyHOME home automation system</p>
1	BT-345021	<p>○ White ● Black</p>
1	BT-345023	<p>Mounting accessories Base for table-top installation of IRYDE touch phone devices, Cat.Nos BT-345020 and BT-345021</p>
1	BT-345024	<p>Bracket for wall mounting installation of IRYDE touch phone devices, Cat.Nos BT-345020 and BT-345021</p>
1	BT-349313	<p>Axolute video displays Video displays 2-wire Axolute hands-free video internal unit for flush-mounting installation 2.5" colour LCD display with PC customisable OSD navigation icon menu for the management of the following MyHOME applications: video door entry system, temperature control, sound system, automation (scenarios), anti-intrusion Keys included: navigation, auto-switch on, door lock release, handsfree connection LED signalling for: call exclusion, door status, and handsfree connection. Firmware update/programming USB port. suitable for flush-mounting installation using Cat.No BT-506 boxes To be completed with finishing plate (all those suitable for Cat.No BT-506E of the Axolute range) Can be configured using physical configurators or the TiAxoluteDisplay programming and configuration software (supplied as standard)</p>
1	BT-349311	<p>○ White ● Tech ● Anthracite</p>


Pack	Cat.Nos	Axolute video displays (continued)
1	BT-349319	<p>Video display table-top base Axolute video display video internal unit table-top base It can be connected to the system using the cable Cat.No BT-336803 and an 8 pole socket (Cat.No BT-349413, Cat.No BT-349414, Cat.No BT-349415). To be completed with the rectangular front cover plates for Cat.No BT-506E of the Axolute range (see Bticino general catalogue)</p>
1	BT-349418	<p>Table-top installation 8 pole plug Axolute 8 pole plug for table-top connection of the Axolute Video Display internal units</p>
1	BT-349414	<p>○ White ● Tech</p>
1	BT-349415	<p>● Anthracite</p>
1	BT-349340	<p>Axolute Air video display Video display 2-wire hands-free video internal unit for flush-mounting installation 2.5" colour LCD display with PC customisable OSD navigation icon menu for the management of the following MyHOME applications: - video door entry system - temperature control - sound system - automation (scenarios) - anti-intrusion Keys available: navigation, auto-switch on, door lock release, hands-free connection LED signalling for: call exclusion, door status, and hands-free connection Firmware update/programming USB port Flush-mounting installation using the specific boxes, Cat.No BT-528W (masonry) and Cat.No BT-PB528W (plasterboard) To be completed using front covers (see below) and finishing cover plates, Cat.Nos BT-HW4826HC, BT-HW4826HS, BT-HW4826HD (see Bticino general catalogue)</p>
1	BT-349243	<p>Front covers ○ White</p>
1	BT-349241	<p>● Tech</p>
1	BT-349242	<p>● Anthracite</p>

2-wire system

Home automation internal units



BT-344400 equipped with Tech front cover plate



BT-344413



LG-573950 equipped with Mirror Black plate

Pack	Cat.Nos	Livinglight internal video displays
		<p>Video displays 2-wire hands-free video internal unit for flush-mounting installation 2.5" colour LCD display with PC customisable OSD navigation icon menu for the management of the following MyHOME applications: - video door entry system - temperature control - sound system - automation (scenarios) - anti intrusion Keys available: navigation, auto-switch on, door lock release, handsfree connection LED signalling for: call exclusion, door status, and connection Firmware update/programming USB port Suitable for flush-mounting installation using Cat.No BT-506E boxes To be completed with front cover plates Can be configured using physical configurators or the supplied programming and configuration software</p>
1	BT-344400	For installation with Livinglight cover plates
1	BT-344401	For installation with "AIR" cover plates
		<p>Front cover plates</p>
1	BT-344413	○ White
1	BT-344411	● Tech
1	BT-344412	● Anthracite

Pack	Cat.Nos	Arteor internal units
		<p>Video internal display units Hands-free internal unit 2.5" LCD colour display Possible integration in BUS system Equipped with White or Magnesium cover plates, to be equipped with special plates To be installed in flush-mounting box Cat.Nos LG-089379 or LG-089279 (see Legrand general catalogue)</p>
1	LG-573950	<p>○ White ● Magnesium</p>
1	LG-573951	
		<p>Flush-mounting boxes For video display unit Cat.Nos LG-573950/51 For dry partitions - 2 x 3 modules For concrete walls - 2 x 3 modules</p>
2	LG-089379	<p>Audio internal display units Equipped with: - microphone - loudspeaker - 2 hang-up push-buttons - 1 door release push-button - 2 auxiliary push-buttons for other functions Volume adjustment for communication and call tone, and with bell cut-off indicator Allows intercom between several rooms Supplied complete with special flush-mounting box, cover plate and plate</p>
2	LG-089279	
		<p>Audio internal display units Equipped with: - microphone - loudspeaker - 2 hang-up push-buttons - 1 door release push-button - 2 auxiliary push-buttons for other functions Volume adjustment for communication and call tone, and with bell cut-off indicator Allows intercom between several rooms Supplied complete with special flush-mounting box, cover plate and plate</p>
1	LG-574011	<p>○ White ● Magnesium</p>
1	LG-574312	

1: Supplied with White plate
 2: Supplied with Mirror Black plate

2-wire system

switchboard



BT-346310

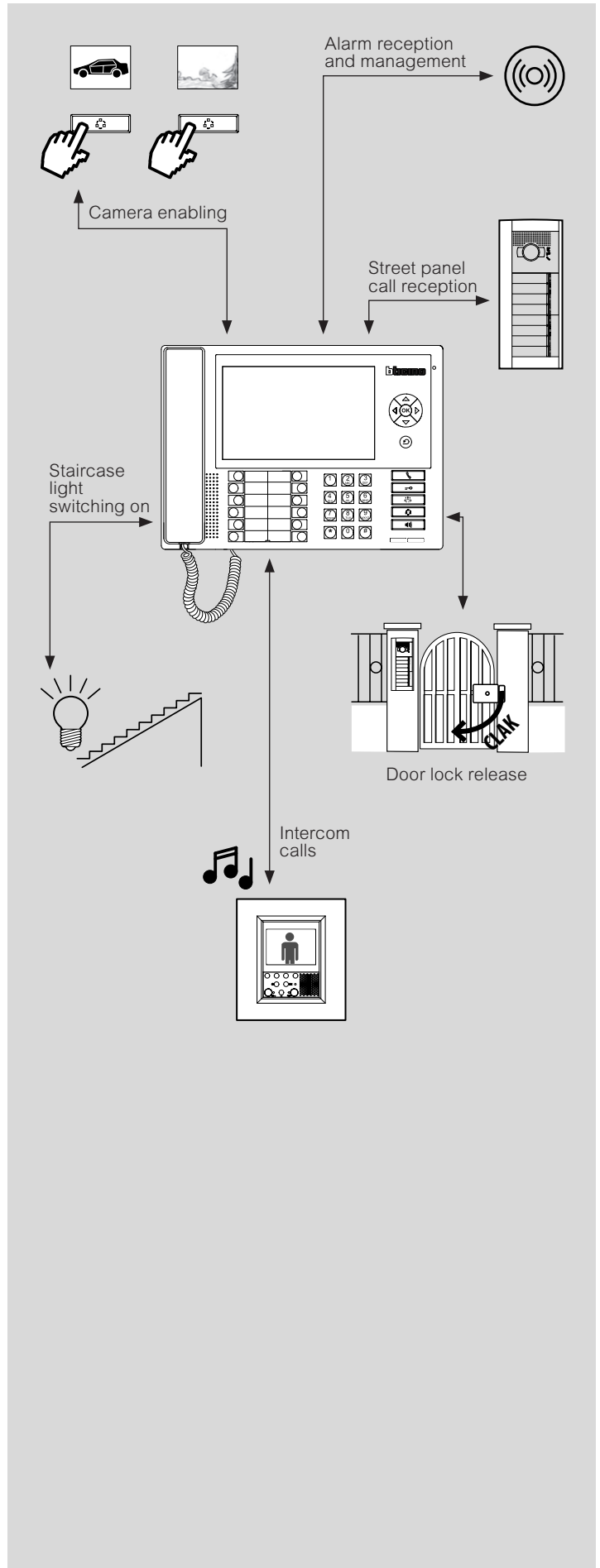


BT-346300

Pack	Cat.Nos	2-wire switchboard
1	BT-346310	<p>Switchboard Switchboard for 2-wire audio and video systems Provides access to various services (video door entry system functions, door lock and/or stair light management, and monitoring of apartment alarms) directly from the keyboard, or using the intuitive menu icons Supplied with built-in table-top support and 7" colour LCD display, receiver and hands-free, dedicated keys for the main functions, and configurable keys Programming can be performed directly from the device, or using a PC with the software (supplied as standard)</p>
1	BT-336982	<p>Accessories 8-way socket Livinglight for table-top installation of switchboard Cat.No BT-346310 ○ White</p>
1	BT-336803	<p>Cable (8 wires - frayed)</p>
1	BT-346300	<p>Software Switchboard Softswitchboard software For the management of audio and video door entry system calls The software (Windows operating system compatible) can be installed on any desktop or laptop PC, and gives the possibility of receiving, managing and transferring the calls from the entrance panel and the handset It implements home video monitoring, with cyclical display of the cameras, night and day functions, and the possibility of displaying the alarms in the various apartments Supported operating systems: Microsoft Windows XP Service Pack 2 and Windows Vista Software required: NET Framework 2.0 or higher</p>

2-wire system

switchboard



2-wire system

DIN system accessories



BT-346000 SELV



BT-346030 SELV



BT-F441



BT-346850



BT-346891



BT-345829



BT-346210

Pack	Cat.Nos	Power supplies
1	BT-346000	SELV double insulation safety device Power supply 230 V~ - 50/60 Hz 2-wire audio and video system power supply. On the output it supplies 27 V _~ continuous low voltage, with a maximum current of 1.2 A. It is electronically protected (without fuses) against short circuit and overload 8 DIN modules
1	BT-346030	Mini power supply with integrated video adaptor for small 2-wire video systems (intercom) Output: 27 V _~ Maximum current: 600 mA Protected on the PRI side (with fuses) against short circuit and overload 2 DIN modules
1	BT-346020	Additional power supply used for the local power supply of preset handsets and street panels Output: 7 V _~ Maximum current: 600 mA Protected on the PRI side (with fuses) against short circuit and overload 2 DIN modules
1	BT-346040	Power supply 110-240 V~ - 50/60 Hz 2-wire audio system power supply Output: 26 V _~ Maximum rated current: 600 mA Protected on the PRI side (with fuses) against short circuit and overload 6 DIN modules
1	BT-336482	Transformer Auxiliary transformer 230/12 V - 18 VA 3 DIN modules
1	BT-346830	Video mixer To be associated with power supply Cat.No BT-346000 Video adaptor For connecting 3 BUS to the system. It is therefore possible to install systems with 2 video street panels and 1 riser, as well as systems with one video street panel and 2 risers 2 DIN modules
1	BT-F441	Audio/video node. Preset with 4 input clamps and 4 output clamps Can be used for connecting up to 4 source device posts (street panels or cameras) on the input and up to 4 2-wire video risers on the output Must be used in alternative to the audio/video adaptor, Cat.No BT-346830 2 DIN modules
1	BT-F441M	Multichannel matrix Preset for the connection of video door entry system street panels, cameras and sound system sources on the input, and street panels and amplifiers on the output. 4 inputs are for street panels/cameras, and 4 for sound system sources. It enables to create multichannel sound system. Within the systems, it replaces the video adaptor, Cat.No BT-346830, and the audio/video node, Cat.No BT-F441 10 DIN modules

Pack	Cat.Nos	System interface
1	BT-346850	The device must be configured using physical configurators Apartment interface. It can be used to interface to a 2-wire riser a dedicated apartment video door entry system with local video monitoring system, sound system, and MyHOME applications control 4 DIN modules
1	BT-346851	System expansion interface Enables doubling of the length of the street panel - handset line, to create independent audio risers, and to expand the range or functions of the apartment system 4 DIN modules
1	BT-346891	Interfaces with other BTicino systems 2-wire - IP interface. Thanks to the creation of an IP backbone with 2-wire risers, it gives the possibility of installing very large mixed 2-wire/IP systems with a high number of devices Device must be configured using physical configurators, or the software supplied 10 DIN modules
1	BT-345829	2-wire PABX telephone switchboard with plastic housing For the connection of 2 outside lines and 8 extensions Can be expanded using accessories Cat.Nos BT-345830 and BT-345831 10 DIN modules
1	BT-346150	8/2-wire interface For installing mixed video door entry systems (digital 8-wire backbone/2-wire risers) Device must be configured using physical configurators 6 DIN modules
1	BT-349410	Analogue/2-wire interface. For interfacing an analogue riser, 8-wire digital, audio tersystem, videoporter 2000 to a dedicated apartment 2-wire video door entry system, with cameras and MyHOME applications control 4 DIN modules
1	BT-346210	DIN actuators Devices must be configured using physical configurators Relay actuator for 2-wire systems. Enables the switching on of lights, the release of door locks, the control of other devices from the video handsets, and provides call repetition using bells 2 DIN modules
1	BT-346230	Door lock relay actuator For the power supply and activation of an electrical door lock 2 DIN modules
1	BT-346260	Timed door lock relay actuator Can be used for switching the lights on, opening gates, or manage electromagnetic door locks, timed door opening, and door lock status (with NC contact) 4 DIN modules

2-wire system

system accessories



BT-346841



BT-347400



BT-346991



BT-346870



BT-346250



BT-3499



BT-391670

Pack	Cat.Nos	Basic housing devices
1	BT-346841	4-output floor shunt For installing 2-wire video door entry systems with star wiring distribution Device automatically adapts the video signal Thanks to its compact sizes, it can also be fitted inside a flush-mounting box
1	BT-346833	Call to the floor interface By connecting a traditional pushbutton, the following functions will be possible: general call to the floor, addressed call to the oor, staircase lights on, and door lock release (specific actuator needed) and association of the video image to the call to the floor Device must be configured using physical configurators
1	BT-347400	Interface for the conversion of the coaxial signal into a 2-wire BUS signal Can be used to connect to the BUS of the 2-wire video door entry system a camera with coaxial video output powered at 12 V _± , with maximum absorption 150 mA and 1 V _{pp} video output (75 Ω) Device must be configured using physical configurators

Pack	Cat.Nos	Universal speaker unit and expansion module
1	BT-346991	Universal speaker unit can be used to install the 2-wire audio system in new or refurbished systems, where pushbutton street panels of other manufacturers are present or required (mail boxes, patterned brass, compact sheet metal units, etc.), preset for a traditional speaker module (e.g. 2659N) The universal speaker unit has a contact base for the connection of 8 call keys; for systems with a higher number of keys up to 56 one or more key expansion modules must be used (1 every 8 keys)
1	BT-346992	Expansion module for connecting more than 8 call keys to Cat.No BT-346991 - max. 6 modules (56 calls max.) with power supply BT-346000 - max. 2 modules (24 calls max.) with power supply BT-346010

Pack	Cat.Nos	Wiring accessories
1	BT-346870	2-wire video amplifier Can be used in cabled system with non twisted wires Increase the distance limit of 50 m between street panel and internal unit up to 100 m
1	BT-346250	Gate opening relay module to be used with LINEA 2000, LINEA 2000 METAL and SFERA pushbutton street panels (only audio/video module Cat.No BT-342560)
5	BT-3499	Can be used to release door locks (not managed through the BUS) from the street panel Line terminator To be used to terminate the riser or apartment line, when the last installed device is not tied with line closing micro switch
1	BT-354000	Cable for the connection of more SFERA and SFERA ROBUR pushbutton modules Length 620 mm

Pack	Cat.Nos	Accessories for PABX switchboard
1	BT-345830	3 DIN modules plastic housing accessory, to be used together with PABX switchboard Cat.No BT-345829
1	BT-345831	For adding of 8 more extensions
1	BT-345831	For adding 2 more outside lines

Pack	Cat.Nos	2-wire outdoor camera
1	BT-391670	Compact colour camera IP 65. 6 mm fixed optics, 1/3" CCD, 330 horizontal lines resolution. Device must be configured using physical configurators
		2-wire indoor cameras
		Device must be configured by using physical configurators
		Livinglight flush-mounting colour cameras
		3.7 mm fixed semi-pin hole lens with 1/3" CCD display 380 TV Lines horizontal resolution Built-in microphone. Device must be completed with accessories and front cover plate of Livinglight range (see Bticino general catalogue)
1	BT-391658	○ White
1	BT-391659	● Tech
1	BT-391657	● Anthracite
		Livinglight flush-mounting black and white cameras
		3.7 mm fixed lens with 380 TV Lines horizontal resolution Built-in microphone. Device must be completed with accessories and front cover plate of Livinglight range (see Bticino general catalogue)
1	BT-391668	○ White
1	BT-391669	● Tech
1	BT-391667	● Anthracite
		Axolute flush-mounting colour cameras
		3.7 mm fixed semi-pin hole lens with 1/3" CCD display 380 TV Lines horizontal resolution Built-in microphone. Device must be completed with accessories and front cover plate of Axolute range (see Bticino general catalogue)
1	BT-391663	○ White
1	BT-391661	● Tech
1	BT-391662	● Anthracite
		Arteor flush-mounting colour cameras
		3.7 mm fixed semi-pin hole lens with 1/3" CCD display 380 TV Lines horizontal resolution Built-in microphone. Device must be completed with accessories and front cover plate of Arteor range (see Legrand general catalogue)
1	LG-573952	○ White
1	LG-573953	● Magnesium

Pack	Cat.Nos	Extra bells
		Livinglight extra bells
		Used to repeat the video door entry system call in several rooms. Wall-mounting installation using the accessories and front cover plates of the Livinglight ranges
1	BT-336992	○ White
1	BT-336993	● Anthracite
1	BT-336994	● Tech
		Extra bell with neutral look
1	BT-336910	Used to repeat the video door entry system call in several rooms Wall-mounting installation or installation inside round box (with fixing clips)

2-wire system

system accessories (continued)



BT-345829



BT-345830



BT-345832



BT-3501K



BT-348201

Pack	Cat.Nos	Telephony accessories
1	BT-345829	2-wire PABX telephone switchboard, 2 PSTN telephone lines, 8 extensions, expandable 10 DIN modules
1	BT-345830	Accessory for the expansion of 8 additional extensions 3 DIN modules
1	BT-345831	Accessory for the expansion of 2 additional PSTN telephone lines 3 DIN modules
1	BT-345832	Accessory connection cable on DIN rail
1	BT-PLT1	Protection for 1 PSTN telephone line 2 DIN modules

Pack	Cat.Nos	Configurators
1	BT-3501/0	Configurator 0
1	BT-3501/1	Configurator 1
1	BT-3501/2	Configurator 2
1	BT-3501/3	Configurator 3
1	BT-3501/4	Configurator 4
1	BT-3501/5	Configurator 5
1	BT-3501/6	Configurator 6
1	BT-3501/7	Configurator 7
1	BT-3501/8	Configurator 8
1	BT-3501/9	Configurator 9
1	BT-3501/JMP	Configurator JMP

Pack	Cat.Nos	Configurator kit
1	BT-3501K	Configurator kit consisting of: - 10 pieces for each type of configurator from 0 to 9 - 2 blue removable 8-clamp connectors - 2 green removable 2-clamp connectors - 1 configurator connection tool (3502) - 1 plastic screwdriver

Transponder keys and programmer

Transponder keys

10	BT-348200	● Black
10	BT-348201	● Red
10	BT-348202	● Green
10	BT-348203	● Blue
10	BT-348204	● Orange
10	BT-348205	● Grey
10	BT-348206	● Yellow
10	BT-348207	○ White

Pack	Cat.Nos	Programmer
1	BT-348402	Table-top transponder key programmer

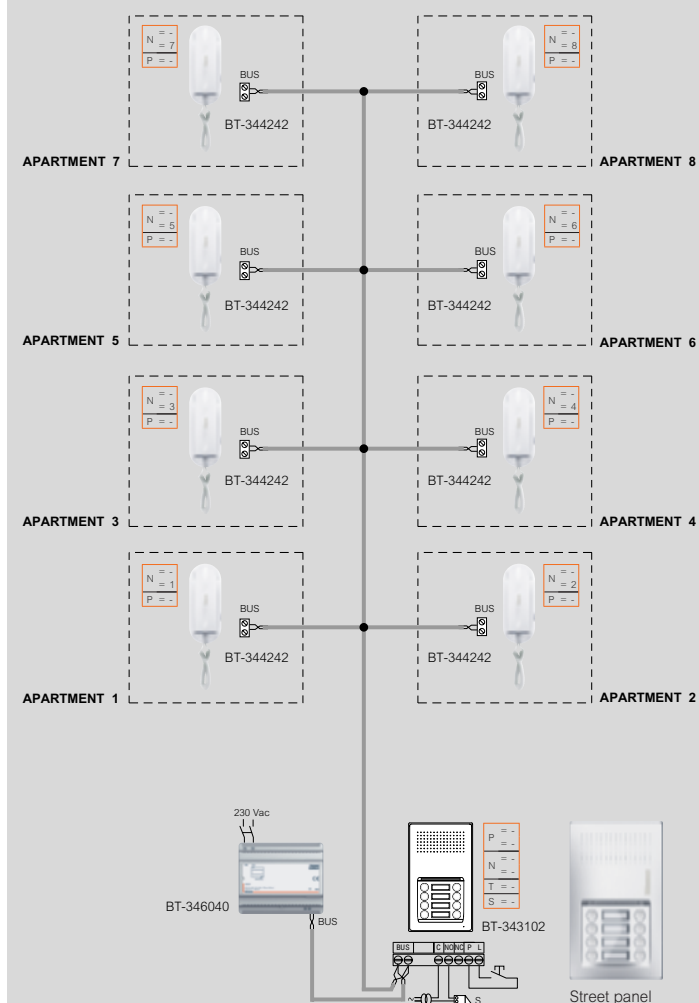
System cable

1	BT-336904	Specific cable for 2-wire video door system applications with 2 twisted conductors Can be installed in underground piping, in accordance with CEI 20-13 e CEI 20-14 standards Ensures the best performance in video systems (higher distance between EP and Handset when compared with other cables). 200 m coil
---	-----------	--

2-wire system

wiring diagram

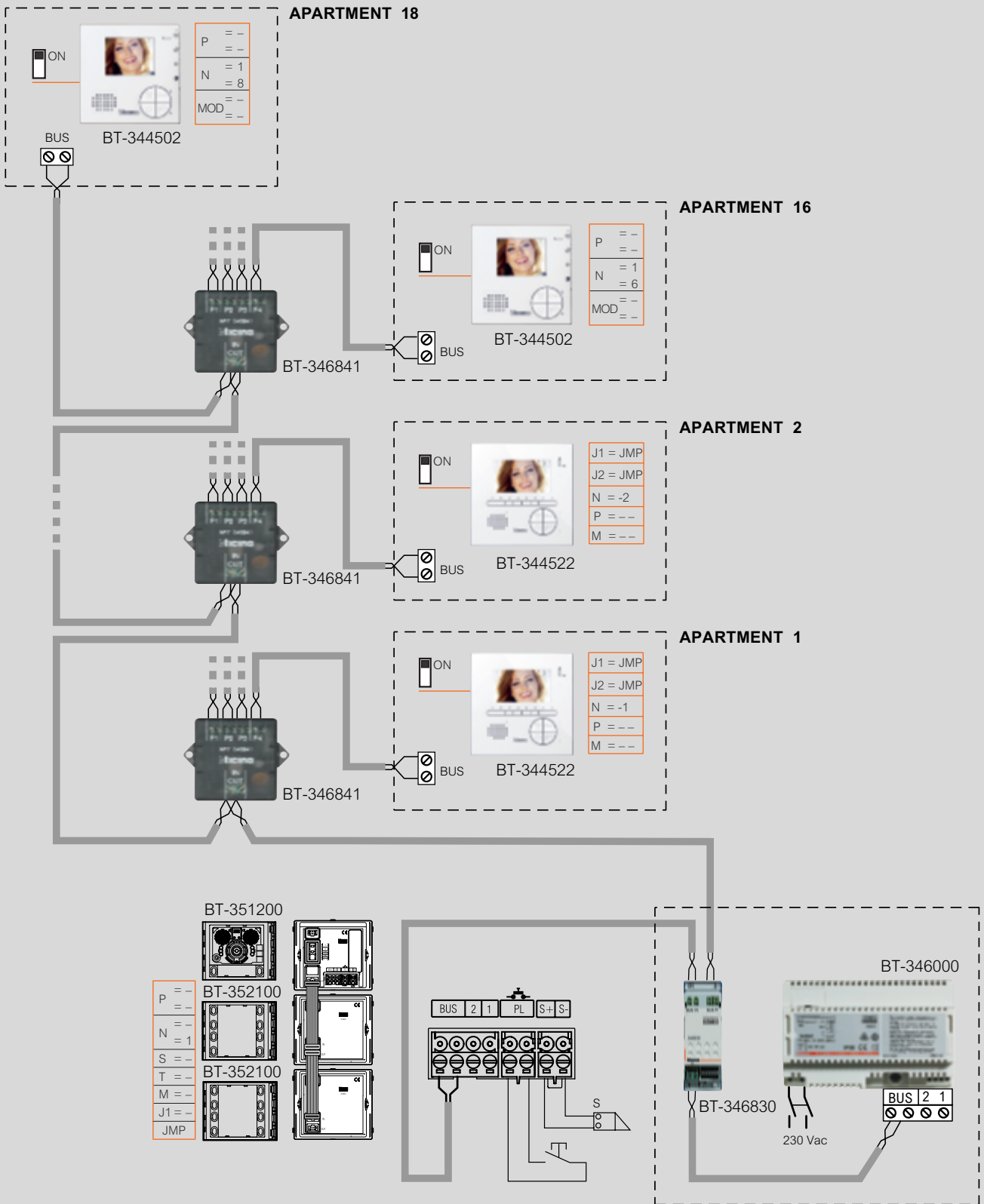
Example of multi-family audio system



2-wire system

wiring diagram

Example of multi-family video system



D45

THE HIGH-PERFORMANCE SYSTEM



- Security monitoring system with digital BUS technologies
- High efficiency system and quick installation for both backbone and riser devices thanks to the use of cat.5e UTP cables and RJ45 connections
- Call, doorbell, conversation, monitor, unlock, network and alarms functions



MAIN FEATURES:

- Intercom between all the apartments of the riser
- Integrated security system (SOS pushbutton, centralized anti-burglar and technical sensor connected to management switchboard)
- High quality video performance even with long cable runs as video signals are automatically equalized and amplified
- Suitable for the varied requirements of different sized systems on risers or TCP/IP networks, ensuring maximum cost saving
- Can be integrated and combined with BTicino 2-wire video door entry and MyHOME automation systems
- Approximately 70% less copper is used, thus reducing the environmental impact



Digital call street panel



Pushbutton call street panel



Video internal unit

■ **Usage up to:**

4000	Apartments
800	Handsets per riser
80	Street panels per riser
16	Switchboards
100	Riser shunts
100	Distance for colour video installation

D45 SYSTEM OVERVIEW

STREET PANELS


From digital or pushbutton call street panels for large buildings to single call street panels for villas, choose among high performance solutions ensuring both efficiency and reliability.

BUILDING DIGITAL CALL STREET PANEL



Page 46

BUILDING PUSHBUTTON CALL STREET PANELS



Page 46

SINGLE HOUSE PUSHBUTTON CALL STREET PANEL



Page 46

INTERNAL UNITS

From audio and video handsets with simple door entry functions through to multimedia touch screens integrated with building automation systems, select the perfectly adapted internal unit to meet your specific needs and combine it with any street panel.

AUDIO/VIDEO INTERNAL UNITS



Slim 10" touch screen with alarm function.



Slim 7" touch screen with alarm function.



Slim 7" wide screen with alarm function.



5.6" screen with alarm function.



3.5" screen with alarm function.



3.5" screen with alarm function.

Page 47

AUDIO INTERNAL UNIT



Page 47

D45 System

street panels



BT-322010



BT-322030



BT-322031



BT-322032



BT-322033



BT-322020

Protection index: IP 54

Pack	Cat.Nos	Digital calls colour street panels
1	BT-322010	Zamak digital call street panel with keyboard, LCD display and colour camera
1	BT-322011	Without addresses list
1	BT-322011	With addresses list
1	BT-322012	Nameplate module Zamak nameplate module to install at the side of the digital call street panel Cat.No BT-322011 to insert the list of residents or customised messages
1	BT-322030	Pushbutton call colour street panels Zamak pushbutton street panel with pushbuttons colour camera. Flush-mounting installation (flush-mounting box supplied)
1	BT-322031	With 10 call pushbuttons
1	BT-322031	With 20 call pushbuttons

Pack	Cat.Nos	Additional pushbutton module
1	BT-322032	Additional Zamak pushbutton panel with pushbuttons on single column
1	BT-322033	With 16 call pushbuttons
1	BT-322033	With 32 call pushbuttons
1	BT-322020	Single call small street panel Aluminium alloy single call small street panel to be installed in one-family systems or as private street panel in multifamily systems
1	BT-322020	Touch-sensitive pushbutton for calling indoor handsets and direct conversation
1	BT-322020	Double verified intercom calls
1	BT-322020	Surface-mounting
1	BT-322001	Surface-mounting boxes 1 module Box for street panel wall-mounting installation
1	BT-322001	Rainshield integrated
1	BT-322001	Compatible with Cat.No:
1	BT-322001	- BT-322010 (digital street panel)
1	BT-322001	- BT-321011 (digital street panel with address list)
1	BT-322001	- BT-321030 (10 pushbutton street panel)
1	BT-322001	- BT-321031 (20 pushbutton street panel)
1	BT-322002	2 modules Box for street panel wall-mounting installation
1	BT-322002	Rainshield integrated
1	BT-322002	Compatible with Cat.No:
1	BT-322002	- BT-322010 (digital street panel)
1	BT-322002	- BT-321011 (digital street panel with address list)
1	BT-322002	- BT-321030 (10 push button street panel)
1	BT-322002	- BT-321031 (20 push button street panel)
1	BT-322002	- and one expansion module: BT-321012 (targa module) or BT-321032 (16 pushbutton extension) or BT-321033 (32 pushbutton extension)

D45 System

internal units



BT-322050



BT-321010



BT-321070



BT-321060



BT-322040

Pack	Cat.Nos	Hands-free colour internal units
		For standard video door entry functions plus Intercom Equipped for standard video door entry functions plus Intercom with other internal units, direct call to the switchboard, SOS pushbutton and possibility of direct connection with alarm sensors 12 different ringtones Wall-mounting
1	BT-322050	Hands-free slim colour internal unit with alarm function, with 7" TFT LED backlit screen (16/9 format)
1	BT-321010	Hands-free colour internal unit with alarm function, with 5.6" TFT LED backlit screen (4/3 format)
1	BT-321011	Hands-free colour internal unit with alarm function, with 3.5" TFT LED backlit screen
		For standard video door entry functions plus direct call
1	BT-321060	Hands-free colour internal unit with 3.5" TFT LED backlit screen Equipped for standard video door entry functions plus direct call to the switchboard and entrance panel camera activation 12 different ringtones Wall-mounting

Pack	Cat.Nos	Audio handset internal unit
1	BT-322040	Handset audio internal unit, equipped for standard door entry system functions plus Intercom with other internal unit and direct call to the switchboard Possibility to connect an external SOS call switch Wall-mounting
		Switchboard
1	BT-323001	Table-top switchboard unit with high resolution 7" LCD display with graphic icons Able to communicate with internal units, street panels and other devices Manages incoming calls and alarms Possibility to save up to 1000 calls and alarms and to directly connect an external coax camera Equipped with 12 shortcut pushbuttons for direct access of calls and services

Pack	Cat.Nos	Touch screen hands-free internal units
		Complete door entry functions with alarm managements International standard SOS pushbutton, intercom function, programming device touch screen functions Digital photo frame and camera functions Direct call to switchboard function 6 different default selectable ringtones (can be changed with your favourite music) Slot for SD CARD Surge protection Wall-mounting
1	BT-321070	7" touch screen video internal unit
1	BT-321071	10" touch screen video internal unit



D45 System

system accessories



BT-323002



BT-323003



BT-323005



BT-323009

Pack	Cat.Nos	System accessories
1	BT-323002	<p>Floor shunt This is used to convert video signals on the BUS to transfer mode and then distribute them to the connected internal units To be installed between floors Each floor shunt can be connected to 4 internal units DIN rail installation</p>
1	BT-323022	<p>One-output floor shunt Interface to be installed between floors Connects all the system BUS adapting video signal from difference ended into a single ended and distribute the BUS to the extensions indoor unit Build in a small plastic case to be installed easily inside the system junction boxes</p>
1	BT-323003	<p>Riser shunt Used to connect the riser BUS and system BUS in order to obtain BUS separation Transfer signals and switch between video and audio channels Video transfer distance can be increased by setting the gain adjustment dip switch DIN rail installation</p>
1	BT-323004	<p>Entrance panel video mixer Device can mix signals coming from 5 entrance panels Video transfer distance can be adjusted by setting the gain adjustment dip switch DIN rail installation</p>
1	BT-323005	<p>Power supply System power supply unit able to supply power on the data communication cable and simultaneously provide impedance matching for the audio channel Protected against short circuits: in case of DC output short circuit, the device will switch to protected mode. Once the problem has been resolved, it will return to normal status automatically Can also be set up to operate as an auxiliary power supply Wall-mounting</p>
1	BT-323007	<p>2-way video splitter Device splits the BUS signal into two channels where the video signal can only be transferred from input to output Provides compensation to the two channels separately and adapts the video signal output from the street panel for different distances via settings Mainly used in riser systems to divide the riser BUS into several channels to adapt the cabling DIN rail installation</p>

Pack	Cat.Nos	System accessories (continued)
1	BT-323008	<p>Basic apartment interface Device must be used in apartments with 2 or 3 internal units Interface must be installed between the floor shunt (Cat.No BT-323002) and the internal units DIN rail installation</p>
1	BT-323009	<p>Apartment interface Device used to expand the number of internal units and add a small street panel Each device can connect 5 internal units and 1 street panel, providing the intercom function and call or monitor function of the street panel DIN rail installation</p>
1	BT-323010	<p>Auxiliary power supply Auxiliary power supply protected against short circuits: in case of DC output short circuit, the device will switch to protected mode Once the problem has been resolved, it will return to normal status automatically Wall-mounting installation</p>
1	BT-323011	<p>D45/IP interface IP interface which can be connected to the D45 SYSTEM and BTicino 2 wire/IP System in order to create mixed installations DIN rail installation</p>

D45 System

system accessories (continued)



BT-323016



BT-323018



BT-323023




BT-346858

Pack	Cat.Nos	System accessories (continued)
1	BT-323012	IP management switchboard software Integrated IP management software provides the communication for calls between internal units and the switchboard
1	BT-323013	District generator District hub to be connected to 4 riser shunts (Cat.No BT-323003), one street panel, one switchboard and one system power supply Enables a large network to be created Controls and changes video channels Provides amplifying compensation for video signals DIN rail installation
1	BT-323015	Door lock accessory Operates electric door locks, particularly the commonly used 12 V cathode locks When the opening current of an anode lock is over 1 A, this device is also required to operate anode locks It is generally connected to the street panel to obtain the door lock release control signal Possible to open door locks by means of external manual switches Selection of the type of electric door lock release via the jumper configuration line DIN rail installation
1	BT-323016	House shunt Distributes video, audio and data signals from the BUS to the floor shunt (Cat.No BT-323002) connected to it, so that the signals from the BUS unit can reach the maximum distance of 200 metres, to meet specific domestic requirements To be installed in the low voltage subscriber unit in the house DIN rail installation
1	BT-323021	Accessory for additional camera Interface that permits to integrate additional camera to the system The image from the camera can be visualized by all the internal units of the system Additional camera accessory increases security level of the system giving the possibility to monitor public area (ex. garden, swimming pool, parking) 4 additional cameras max. per accessory Compatible with coaxial camera 12V

Pack	Cat.Nos	System accessories (continued)
1	BT-323017	Lift control interface For integrating the D45 system with the elevator system Possibility to manage the elevator directly from the internal unit
1	BT-323018	Street panel/Switchboard shunt Used to connect the entrance panel and the switchboard to the system The device automatically switches over the video channels DIN rail installation
1	BT-323019	System expansion interface Extends the riser system when the number of internal units installed on the riser exceeds the limit of 400 The interface can increase this limit to 800 handsets This device is also used to adjust the video gains and improve video transmission quality DIN rail installation
1	BT-323020	Configuration tool Configuration kit consisting of: - SF2 configuration software - Tool interface - Serial extension cable - Flat cable
1	BT-323023	Small street panel video mixer Interface for the installation of several small street panels for each internal unit or for each apartment Permits to install 4 small street panels By using more than one accessory in series, it's possible to install more than 4 street panels
1	BT-346858	D45 to BTicino 2-wire interface Switch-over interface to install the BTicino 2-wire door entry system inside the apartment DIN rail installation

D45 System

system accessories (continued)



Pack	Cat.Nos	Surface-mounting boxes
1	BT-322001	1 module Box for street panel wall-mounting installation Rainshield integrated Compatible with Cat.No: - BT-322010 (digital street panel) - BT-321011 (digital street panel with address list) - BT-321030 (10 pushbutton street panel) - BT-321031 (20 pushbutton street panel)
1	BT-322002	2 modules Box for street panel wall-mounting installation Rainshield integrated Compatible with Cat.No: - BT-322010 (digital street panel) - BT-321011 (digital street panel with address list) - BT-321030 (10 push button street panel) - BT-321031 (20 push button street panel) - and one expansion module: BT-321012 (targa module) or BT-321032 (16 pushbutton extension) or BT-321033 (32 pushbutton extension)

Pack	Cat.Nos	Configurators
1	BT-3501/0	Accessories for PABX switchboard Configurator 0 Configurator 1 Configurator 2 Configurator 3 Configurator 4 Configurator 5 Configurator 6 Configurator 7 Configurator 8 Configurator 9 Configurator JMP
1	BT-3501/1	
1	BT-3501/2	
1	BT-3501/3	
1	BT-3501/4	
1	BT-3501/5	
1	BT-3501/6	
1	BT-3501/7	
1	BT-3501/8	
1	BT-3501/9	
1	BT-3501/JMP	
1	BT-3501K	Configurator kit Configurator kit consisting of: - 10 pieces for each type of configurator from 0 to 9 - 2 blue removable 8-clamp connectors - 2 green removable 2-clamp connectors - 1 configurator connection tool (3502) - 1 plastic screwdriver



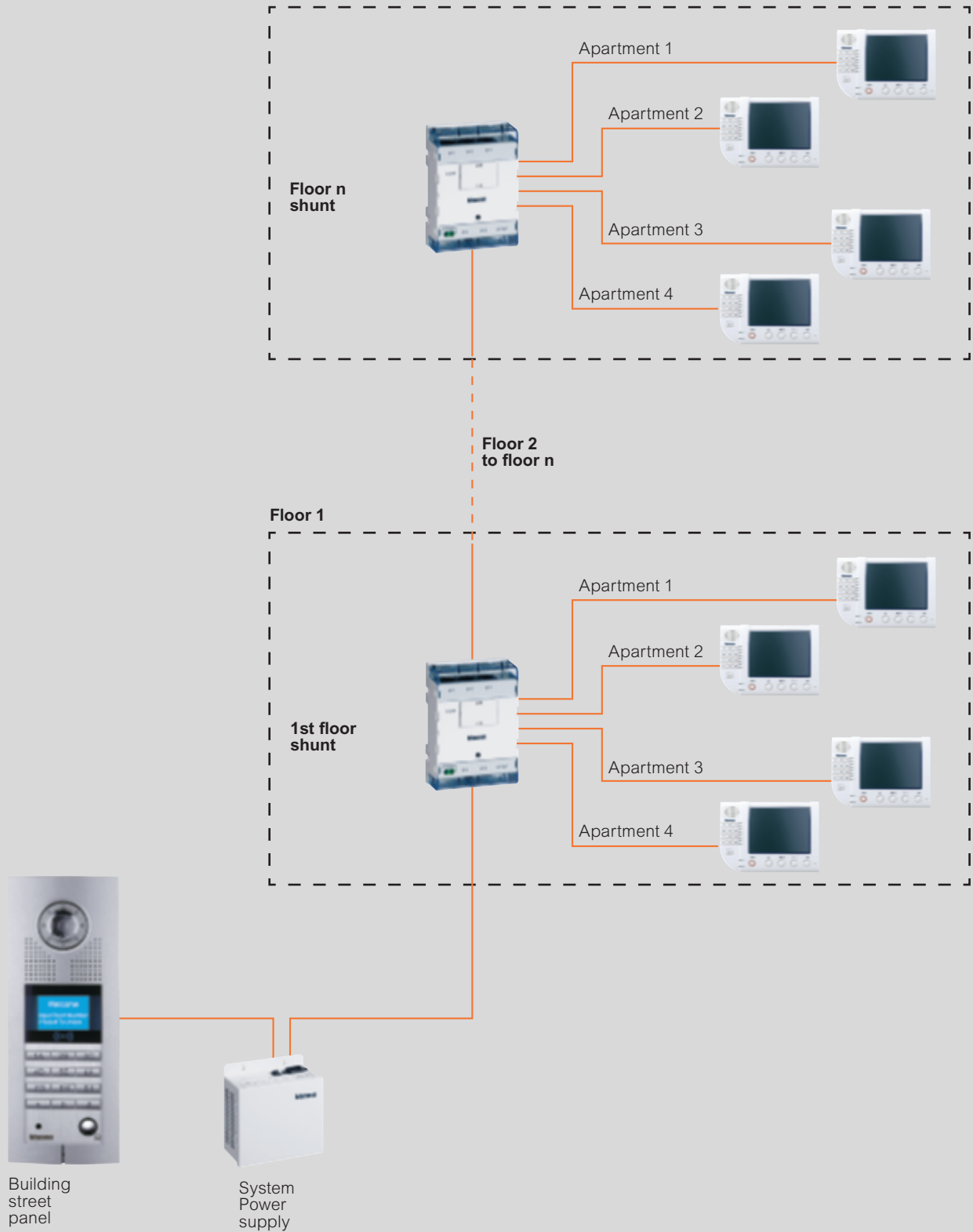
Technical information, see
www.homesystems-legrandgroup.com

D45 System

wiring diagram

■ Example of basic solution for multi-storey buildings

— Cat. 5 cable



D45 System

wiring diagram

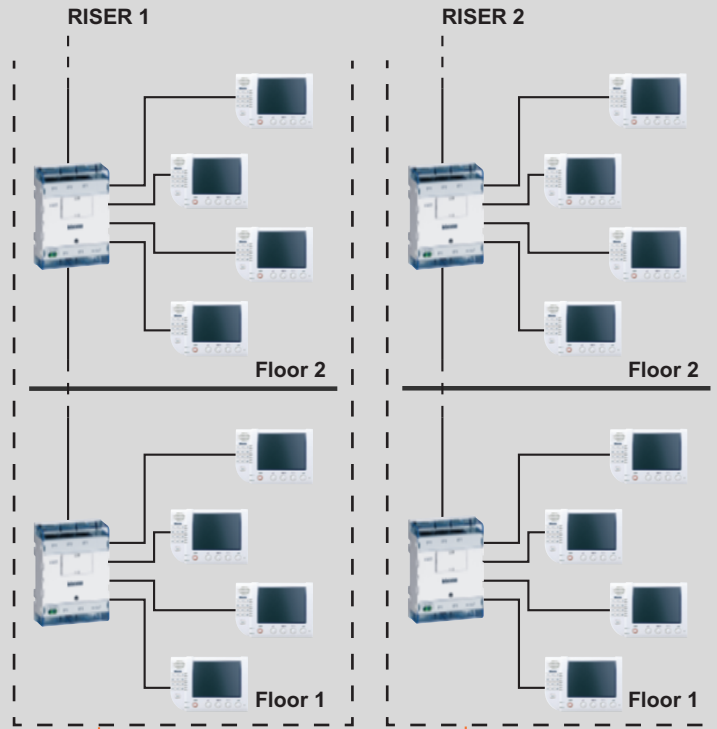
■ Example of a building complex solution with 1 switchboard

Cat. 5 cable

Caox. cable

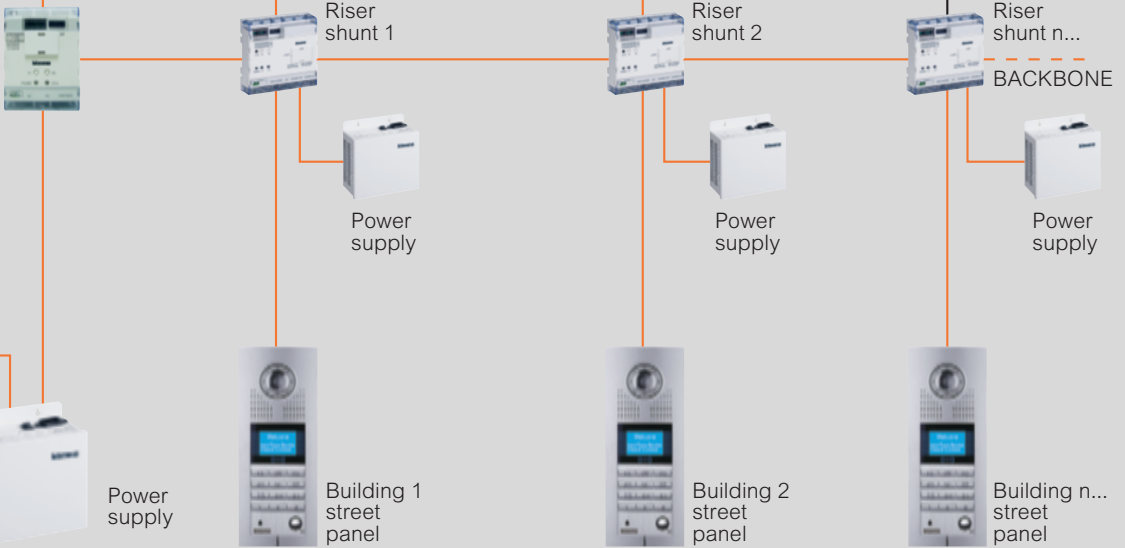
Additional camera

Switchboard



Street panel switchboard shunt

Building complex street panel



Catalogue number index

Cat.Nos	Page N°	Pack.
BT		
BT-308001	31	1
BT-308002	31	1
BT-308003	31	1
BT-308004	31	1
BT-308005	31	1
BT-308011	31	1
BT-308012	31	1
BT-308013	31	1
BT-308014	31	1
BT-308015	31	1
BT-308021	31	1
BT-308022	31	1
BT-308023	31	1
BT-308024	31	1
BT-308025	31	1
BT-321010	47	1
BT-321011	47	1
BT-321060	47	1
BT-321070	47	1
BT-321071	47	1
BT-322001	46	1
BT-322002	46	1
BT-322010	46	1
BT-322011	46	1
BT-322012	46	1
BT-322020	46	1
BT-322030	46	1
BT-322031	46	1
BT-322032	46	1
BT-322033	46	1
BT-322040	47	1
BT-322050	47	1
BT-323001	47	1
BT-323002	48	1
BT-323003	48	1
BT-323004	48	1
BT-323005	48	1
BT-323007	48	1
BT-323008	48	1
BT-323009	48	1
BT-323010	48	1
BT-323011	48	1
BT-323012	49	1
BT-323013	49	1
BT-323015	49	1
BT-323016	49	1
BT-323017	49	1
BT-323018	49	1
BT-323019	49	1
BT-323020	49	1
BT-323021	49	1
BT-323022	48	1
BT-323023	49	1
BT-336482	38	1
BT-336803	37	1
BT-336904	40	1
BT-336910	39	1
BT-336982	37	1
BT-336992	39	1
BT-336993	39	1
BT-336994	39	1
BT-342911	31	1
BT-342921	31	1
BT-342931	31	1
BT-342941	31	1
BT-342971	31	1
BT-342972	31	1
BT-342991	31	1
BT-342992	31	1
BT-343001	31	1
BT-343002	31	1
BT-343100	31	1
BT-343101	31	1
BT-343102	31	1
BT-344242	34	1
BT-344252	34	1
BT-344262	34	1
BT-344272	34	1
BT-344400	36	1
BT-344401	36	1
BT-344411	36	1
BT-344412	36	1
BT-344413	36	1

Cat.Nos	Page N°	Pack.
BT-344502	33	1
BT-344512	33	1
BT-344522	33	1
BT-344552	33	1
BT-344562	33	1
BT-344572	33	1
BT-344582	33	1
BT-344592	33	1
BT-344602	33	1
BT-344612	35	1
BT-344613	35	1
BT-344622	35	1
BT-344632	35	1
BT-345020	35	1
BT-345021	35	1
BT-345023	35	1
BT-345024	35	1
BT-345829	38	1
BT-345830	39	1
BT-345831	39	1
BT-345832	40	1
BT-346000	38	1
BT-346020	38	1
BT-346030	38	1
BT-346040	38	1
BT-346150	38	1
BT-346210	38	1
BT-346230	38	1
BT-346250	39	1
BT-346260	38	1
BT-346300	37	1
BT-346310	37	1
BT-346830	38	1
BT-346833	39	1
BT-346841	39	1
BT-346850	38	1
BT-346851	38	1
BT-346858	49	1
BT-346870	39	1
BT-346891	38	1
BT-346991	39	1
BT-346992	39	1
BT-347400	39	1
BT-348200	40	10
BT-348201	40	10
BT-348202	40	10
BT-348203	40	10
BT-348204	40	10
BT-348205	40	10
BT-348206	40	10
BT-348207	40	10
BT-348402	40	1
BT-349241	35	1
BT-349242	35	1
BT-349243	35	1
BT-349311	35	1
BT-349312	35	1
BT-349313	35	1
BT-349319	35	1
BT-349340	35	1
BT-349410	38	1
BT-349414	35	1
BT-349415	35	1
BT-349418	35	1
BT-3499	39	5
BT-3501/0	40	1
BT-3501/1	40	1
BT-3501/2	40	1
BT-3501/3	40	1
BT-3501/4	40	1
BT-3501/5	40	1
BT-3501/6	40	1
BT-3501/7	40	1
BT-3501/8	40	1
BT-3501/9	40	1
BT-3501/JMP	40	1
BT-3501K	40	1
BT-351000	20	1
BT-351100	20	1
BT-351200	20	1
BT-351300	20	1
BT-352000	20	1
BT-352100	20	1
BT-352200	21	1

Cat.Nos	Page N°	Pack.
BT-352400	20	1
BT-352500	20	1
BT-352700	21	1
BT-353000	20	1
BT-353200	21	1
BT-354000	20	1
BT-364211	13	1
BT-365511	12	1
BT-365521	12	1
BT-365611	12	1
BT-365621	12	1
BT-365711	12	1
BT-365721	12	1
BT-366711	12	1
BT-366721	12	1
BT-366811	13	1
BT-366821	13	1
BT-391657	39	1
BT-391658	39	1
BT-391659	39	1
BT-391661	39	1
BT-391662	39	1
BT-391663	39	1
BT-391667	39	1
BT-391668	39	1
BT-391669	39	1
BT-391670	39	1
BT-F441	38	1
BT-F441M	38	1
BT-PLT1	40	1
LG		
LG-067267	35	1
LG-067268	35	1
LG-089279	36	2
LG-089379	36	2
LG-369000	10	1
LG-369003	10	1
LG-369005	10	1
LG-369008	10	1
LG-369070	9	1
LG-369073	9	1
LG-369075	9	1
LG-369078	9	1
LG-369080	9	1
LG-369083	9	1
LG-369085	9	1
LG-369088	9	1
LG-369110	8	1
LG-369115	8	1
LG-369220	8	1
LG-369225	8	1
LG-369320	8	1
LG-369325	8	1
LG-369330	8	1
LG-369335	8	1
LG-369339	8	1
LG-573950	36	1
LG-573951	36	1
LG-573952	39	1
LG-573953	39	1



FOLLOW US ALSO ON

@ www.legrand.com

 www.youtube.com/user/legrand

 www.facebook.com/Legrand

 twitter.com/legrand_news

 pinterest.com/legrandgroup



World Headquarters
and International Department
87045 Limoges Cedex - France
☎ : + 33 (0) 5 55 06 87 87
Fax: + 33 (0) 5 55 06 74 55